

29 JAN 1997

Ref: 95-F-2058

Mr. Joshua Handler
Greenpeace
1436 U Street, NW.
Washington, DC 20009

Dear Mr. Handler:

This responds to your Freedom of Information Act (FOIA) request of September 21, 1995. Our interim response of October 10, 1995, refers.

The Organization of the Joint Staff has provided the enclosed documents as responsive to your request. Joint Pub 1-03.7, Nuclear Weapons Reports was canceled and replaced by CJCSM 3150.04, 15 December 1995. Therefore, the Joint Staff provided the current publication as responsive to your request. Mr. Edmund F. McBride, Chief, Information Management Division, Joint Staff, an Initial Denial Authority, has denied portions of document CJCSM 3150.04 pursuant to 5 USC §552 (b)(1) which applies to information which is currently and properly classified pursuant to Executive Order 12958, Sections 1.5 (a) and (f), pertaining to information concerning military plans, weapons systems, or operations; and United States Government programs for safeguarding nuclear materials or facilities.

You may appeal Mr. McBride's decision to deny the information by offering justification to support reversal of the initial denial. Any such appeal should be forwarded within 60 calendar days of the date above to the Office of the Assistant Secretary of Defense for Public Affairs, Directorate for Freedom of Information and Security Review, Room 2C757, 1400 Defense Pentagon, Washington, DC 20301-1400.

There are no assessable fees for this response in this instance.

Sincerely,

SIGNED


A. H. Passarella
Director
Freedom of Information
and Security Review

Enclosures:

As stated

CYT/CURRY:sc:grant:970128:gr _____ pk _____ yl _____ wh _____

#848





CHAIRMAN OF THE JOINT CHIEFS OF STAFF MANUAL

J-3
DISTRIBUTION: S

CJCSM 3150.04
15 December 1995

JOINT REPORTING STRUCTURE NUCLEAR WEAPON REPORTS

References: See Appendix G

1. Purpose. This manual prescribes the procedures for reporting nuclear weapon information for all DOD storage and operational custodial units. Nuclear weapons data are required by the NCA (the President and the Secretary of Defense) and the Chairman of the Joint Chiefs of Staff in sufficient detail to formulate timely decisions concerning the use, allocation, and deployment of nuclear weapons. Nuclear weapons data are required by combatant commands, Service organizations, and Defense agencies for various monitoring and control functions.
2. Cancellation. JCS Pub 1-03.7, Joint Reporting Structure (JRS) Nuclear Weapon Reports (U), 1 May 1990, is canceled.
3. Applicability. These reporting instructions apply to all DOD organizations and activities having responsibility for or custody of nuclear weapons or reportable components.

<p>Derived From: CG-W-5, Joint DOD-DOD Nuclear Weapon Classification Policy Guide, dated 1 Jan 1984 Reason: 1.5(a) Declassify On: Material contains Formerly Restricted Data and is excluded from automatic declassification.</p>

<p>US/UK ATOMIC INFORMATION This document contains US and UK atomic information by the Governments of the United States and the United Kingdom in accordance with the "Agreement for cooperation on the uses of Atomic Energy for mutual defense purpose." This document will be handle in the same manner as documents containing either United States or United Kingdom Atomic Markings under the terms of the Agreement.</p>

<p>FORMERLY RESTRICTED DATA Unauthorized disclosure subject to administrative and criminal sanctions. Handle as Restricted Data in foreign dissemination, Section 144b, Atomic Energy Act, 1954.</p>
--

#848

UNCLASSIFIED

CJCSM 3150.04
15 December 1995

4. Recommended Changes. Recommended changes to this manual will be forwarded to Director, Defense Nuclear Agency, ATTN: NOSM, 6801 Telegraph Rd, Alexandria, VA 22310-3398; or, Commander, Field Command Defense Nuclear Agency, ATTN: FCPC, Kirtland AFB, NM 87115-5000.
5. Summary of Changes. Establishes format into a manual. Added Appendix A procedures for reporting under the Nuclear Execution Reporting Plan, and corrects organizational addresses and storage location codes.
6. Effective Date. This manual is effective upon receipt.
7. Information Requirements. Reports required by this manual are exempt from normal reporting procedures in accordance with paragraph D-5b(2), reference a.
8. Document Security. This basic manual is unclassified. The chapters are classified as marked.

For the Chairman of the Joint Chiefs of Staff:

Attachment

UNCLASSIFIED

CJCSM 3150.04
15 December 1995

DISTRIBUTION (This Distribution List is Unclassified)

By Field Command, Defense Nuclear Agency:

Information Management Division	25
Joint Staff, J-38 NOD-NOB-NWS	2
HQDNA/TITL	6
ATSD(AE)	1
USCINCEUR/ECJ5-N	1
CINCLANTFLT/N411C	2
USCINCPAC/J37	1
USSTRATCOM/J443	2
AFMC NSO/SWN	1
Sandia National Laboratories/Div 3913-2	25
FCDNA/FCI	1
FCDNA/FCP	5
FCDNA/FCPC	10
FCDNA/FCPN	1

By Military Service for Distribution:

Army:	Commander	35
	US Army AG Publication Center	
	1655 Woodson Road	
	St. Louis, MO 63114-6181	
Navy:	Officer in Charge	270
	Naval Surface Warfare Center, Code 4722K	
	McAlester Det, Army Ammunition Plan	
	McAlester, OK 74501-5190	
Air Force:	Commander	120
	76MSS/IMPTC	
	Bldg 3060,	
	405 Fickel St, Ste 1	
	Kelly Air Force Base, TX 78241-6111	

UNCLASSIFIED

CJCSM 3150.04
15 December 1995

Distribution of Advance Interim Changes (message changes) is limited as determined by Service policy, and recipients are as indicated below. Printed changes will include these Advance Interim Changes and will be received by holders of this manual.

TO: CDR ARDEC PICATINNY ARSENAL NJ//AMSTA-AR-LSS//
NAVSURFWARCEN DET MCALESTER OK//4722K//
USCINCOM NORFOLK VA//J4LRC//
CINCLANTFLT NORFOLK VA//N411C//
USSTRATCOM OFFUTT AFB NE//J443//
WPNS DIR KELLY AFB TX//NWTD//
HQ AFSPC PETERSON AFB CO//LGMW//
HQ ACC LANGLEY AFB VA//LGWN//
USCINCEUR VAIHINGEN GE//ECJ5-N//
USAFE AOS RAMSTEIN AB GE//TACP/AOCW//
USCINCPAC HONOLULU HI//J37//
CINCPACFLT PEARL HARBOR HI//N420//

INFO: JOINT STAFF WASHINGTON DC//J-38 NOD-NOB-NWS/SJS//
DNA WASHINGTON DC//NOSM/NOEA/TITL//
SECDEF WASHINGTON DC//USDA:AE// (PASS TO STANLEY KEEL)
DIR ACALA ROCK ISLAND IL//AMSTA-CTT-M//
USCINCSO QUARRY HEIGHTS CZ
DSSO WASHINGTON DC//C332//
DIR SSP WASHINGTON DC
SANDIA LABS ALBUQUERQUE NM//7213/5161//
DOE ALO ALBUQUERQUE NM//IMD/QED/TSD/POD/WPD/ALOC//
NAVAL LIAISON OFFICER JNWPS KIRTLAND AFB NM
NUC WPNS INT DIV KIRTLAND AFB NM//NWI//

LIST OF EFFECTIVE PAGES

The following is a list of effective pages for CJCSM 3150.04. Use this list to verify the currency and completeness of the document. An "O" indicates a page in the original document.

<u>Page No.</u>	<u>Change</u>
1 thru 2	O
i thru x	O
I-1 thru I-8	O
II-1 thru II-68	O
III-1 thru III-58	O
IV-1 thru IV-24	O
V-1 thru V-30	O
VI-1 thru VI-48	O
A-1 thru A-6	O
B-1 and B-2	O
B-A-1 thru B-A-4	O
B-B-1 thru B-B-4	O
C-1 thru C-8	O
D-1 and D-2	O
D-A-1 thru D-A-6	O
D-B-1 thru D-B-6	O
D-C-1 thru D-C-6	O
E-1 thru E-4	O
F-1 thru F-4	O
G-1 and G-2	O
GL-1 thru GL-14	O

UNCLASSIFIED

CJCSM 3150.04
15 December 1995

(INTENTIONALLY BLANK)

iv

UNCLASSIFIED

UNCLASSIFIED

CJCSM 3150.04
15 December 1995

RECORD OF CHANGES

Change No.	Date of Change	Date Entered	Name of Person Entering Change

UNCLASSIFIED

UNCLASSIFIED

CJCSM 3150.04
15 December 1995

(INTENTIONALLY BLANK)

UNCLASSIFIED

TABLE OF CONTENTS

CHAPTER	PAGE
I GENERAL	I-1
Purpose.....	I-1
Scope.....	I-1
Information Requirements.....	I-1
Description of Reports.....	I-2
Command Supervision and Control of the Reporting System	I-3
Queries.....	I-5
Classification of Reports.....	I-5
Disposition of Records.....	I-5
Distribution and Changes	I-5
Appendixes	I-7
II WEAPON STATUS REPORT	II-1
Purpose.....	II-1
Scope.....	II-1
Submission Requirement	II-1
Addressing Reports	II-2
Communications Information for Weapon Status Reports.....	II-3
Transactions That Require WSR	II-5
Special Instructions	II-6
Message Preparation	II-10
Set Layout.....	II-17
General Notes	II-17
Set Description	II-18
Examples	II-51
III EMERGENCY OR EXERCISE	III-1
Purpose.....	III-1
Scope.....	III-1
Submission Requirement	III-1
WSR-EMERG or EXER Transmission.....	III-2
Format and Preparation Instructions.....	III-2
WSR-EMERG Continuity Report.....	III-2
Addressing Reports	III-3

UNCLASSIFIED

CJCSM 3150.04
15 December 1995

CHAPTER	PAGE
Emergency Evacuation, Disablement, or Destruction.....	III-5
Communications Information for Weapon Status Reports-- EMERG or EXER.....	III-5
Transactions That Require WSR-EMERG/EXER	III-8
Special Instructions	III-15
Message Preparation	III-17
Set Layout.....	III-24
Set Description	III-25
Examples	III-48
IV STOCKPILE EMERGENCY VERIFICATION PROCEDURE	IV-1
Purpose.....	IV-1
Scope	IV-1
Reproduction	IV-1
Applicability	IV-1
Chairman of the Joint Chiefs of Staff Responsibilities.....	IV-1
DNA Responsibilities	IV-2
CINCs and Service Chiefs Responsibilities	IV-2
Logistic Agents Responsibilities	IV-2
Unit Responsibilities	IV-3
Procedures.....	IV-3
Communication Instructions.....	IV-12
Tests.....	IV-23
V STOCKPILE INVENTORIES AND INVENTORY REPORTS	V-1
Purpose.....	V-1
Scope	V-1
Reconciliation Procedures	V-2
Submission Requirement	V-2
Addressing Reports	V-2
Communications Information for SIRs.....	V-4
Special Instructions	V-6
Verification.....	V-7
Message Preparation	V-9
Set Description.....	V-14
Changes in Status.....	V-28

CHAPTER	PAGE
VI CODE STRUCTURE FOR NUREP	VI-1
Purpose.....	VI-1
Application.....	VI-1
Responsibility.....	VI-1
Description	VI-1
Charge Codes.....	VI-3
Nuclear Weapon Codes.....	VI-8
Component Codes	VI-17
Alteration Codes.....	VI-23
Special Operational Planning Data	VI-41
Country and State Codes.....	VI-43

APPENDIX	PAGE
A REPORTING UNDER THE NUCLEAR EXECUTION REPORTING PLAN (NEREP)	A-1
B NAVY REPORTING REQUIREMENTS	B-1
ANNEX A - CINCPACFLT REPORTING REQUIREMENTS.....	B-A-1
ANNEX B - CINLANTFLT REPORTING REQUIREMENTS.....	B-B-1
C AIR FORCE REPORTING REQUIREMENTS	C-1
D NUCLEAR WEAPON STORAGE LOCATION CODES	D-1
ANNEX A - LOCATION NAMES IN ALPHABETICAL SEQUENCE.....	D-A-1
ANNEX B - LOCATION CODES IN ALPHABETICAL SEQUENCE	D-B-1
ANNEX C - RUIC CODES IN SEQUENCE	D-C-1
E COUNTRY AND STATE LISTING IN ALPHABETICAL SEQUENCE	E-1
F COUNTRY AND STATE LISTING IN LINE-NUMBER SEQUENCE	F-1
G REFERENCES	G-1

Glossary

Part I--Abbreviations and Acronyms	GL-1
Part II--Terms and Definitions	GL-7

UNCLASSIFIED

CJCSM 3150.04
15 December 1995

TABLE	PAGE
VI-1 WEAPON CODES	VI-13
VI-2 COMPONENT CODES	VI-19
VI-3 ALTERATION CODES IN ALPHABETICAL SEQUENCE	VI-25
VI-4 ALTERATION CODES IN MAJOR ASSEMBLY SEQUENCE	VI-33
VI-5 COUNTRY AND STATE CODES	VI-45

FIGURE	PAGE
II-1 NUREP SETS.....	II-11
II-2 NUREP SET DESCRIPTION.....	II-13
II-3 TRANSACTION FORMS FOR THE WPNTR SET	II-34
II-4 TRANSACTION FORMS FOR THE COMP SET.....	II-40
III-1 WSR-EMERG VOICE TEMPLATE	III-9
III-2 NUREP SETS.....	III-19
III-3 NUREP SET DESCRIPTION.....	III-21
IV-1 STANDARD MESSAGE FORMAT	IV-4
IV-2 NMCC VOICE NOTIFICATION	IV-6
IV-3 NMCC MSG NOTIFICATION.....	IV-6
IV-4 PHASE I AND II VOICE REPORTS.....	IV-7
IV-5 PHASE II COMPLETION	IV-7
IV-6 UNIT SEV MATRIX	IV-10
IV-7 PHASE II COMPLETION REPORT.....	IV-16
IV-8 SEV DISCREPANCY REPORT	IV-19
IV-9 SEV AFTER ACTION REPORT.....	IV-21
V-1 NUREP SETS	V-10
V-2 NUREP SET DESCRIPTION.....	V-13
V-3 TRANSACTION FORMS FOR THE WPNTR SET.....	V-22
V-4 TRANSACTION FORMS FOR THE COMP SET	V-25

CHAPTER I

GENERAL

1. Purpose

a. Information Use. This manual prescribes the procedures for reporting nuclear weapon information for all DOD storage and operational custodial units. Nuclear weapons data are required by the NCA and the Chairman of the Joint Chiefs of Staff in sufficient detail to formulate timely decisions concerning use, allocation, and deployment of nuclear weapons. Nuclear weapons data are required by combatant commands, Service organizations, and DOD agencies for various monitor and control functions.

b. Information Reported. WR items associated with modified devices, such as those used in support of the Navy Quality Assurance Service Test Program, and the Air Force-DOE Joint Drop Test and Missile Firing Test Program, are exempt from the provisions of this manual and should be reported in accordance with reference b unless otherwise directed by the Services.

c. DOD Standard. The DOD standard for reporting is 100 percent error-free reports posted to the data base within 1 day. The interim goal is that 90 percent of all WSRs and SIRs will be error free, and transmitted to FCDNA within 1 day of occurrence of the event, which will cause 99 percent of all reports to be posted within 4 days.

2. Scope. Nuclear weapon reporting activities of the DOD will report in accordance with procedures prescribed herein. Specific reporting instructions within this publication identify the type, frequency, and content of required reports. Differences between normal peacetime reporting procedures and those required in advanced states of readiness are identified.

3. Information Requirements

a. Office of the Secretary of Defense. The Secretary of Defense must be able to ascertain the status and location of the worldwide stockpile. DNA maintains the national nuclear weapon consolidated stockpile data base at Kirtland Air Force Base, New Mexico, to support this requirement. (This data base is referred to in this manual as the "Stockpile Data Base.")

UNCLASSIFIED

CJCSM 3150.04
15 December 1995

- b. The Chairman of the Joint Chiefs of Staff. To be responsive to operational needs and to allow him to fulfill his statutory responsibility as the principal military adviser to the President, the National Security Counsel, and the Secretary of Defense the Chairman of the Joint Chiefs of Staff requires, through the NMCC, timely and accurate information on the status and location of all nuclear weapons in the stockpile. The Secretary of Defense has delegated to the Chairman of the Joint Chiefs of Staff, by reference c, a broad range of authority to ensure the accurate and timely reporting of nuclear weapon information to the NCA, the safety of the nuclear stockpile, and the integrity of the nuclear command and control systems. The CJCS Joint Reporting Structure, of which the procedures of this manual are a part, is designed to provide the Chairman of the Joint Chiefs of Staff with the information required.
- c. Cinches. The CINCs require operational information on the quantity, location, operational status, and configuration of nuclear weapons in their areas of responsibility.
- d. Type of Information Requirements. The Military Departments require operational and logistic support information on the quantity, location, operational status, and configuration of supported nuclear weapons. The NCA are provided information concerning strategic and tactical nuclear weapons from the NUCWA data base. Data to update this data base are collected through the NUREP. This system requires that accuracy and timeliness in NUREP reporting be maintained. NUCWA is a standard command and control data management system which provides timely, accurate, and complete summarized information regarding nuclear weapons to HQ DNA and all other NUCWA users.
4. Description of Reports. The following reports are part of the nuclear weapons reporting system.
- a. Weapon Status Report. An electrically transmitted message that reports information about changes in status, location, or configuration of nuclear weapons by both detail serial numbers and summarized quantities. The WSRs are submitted daily by DOD units that have nuclear weapons when changes have occurred in the previous calendar day. If no changes occur, no report is required.

UNCLASSIFIED

UNCLASSIFIED

CJCSM 3150.04
15 December 1995

- b. WSR-Exercise. An abbreviated summary report used during exercises.
 - c. WSR-Emergency. An abbreviated summary report used when directed.
 - d. Stockpile Emergency Verification. A rapid inventory of the nuclear stockpile to determine the validity of a suspected loss of a DOD nuclear weapon.
 - e. Semiannual Inventory Report. A unit report of a visual inventory conducted semiannually to reconcile records and verify status by serial number and quantity.
 - f. NUREP During Communications MINIMIZE. The WSR, WSR-EMERG, and the SEV reports will be transmitted regardless of communications MINIMIZE. During a communications MINIMIZE, the SIR will be submitted as directed by appropriate authority. Reporting units under MINIMIZE will transmit NUREP reports using IMMEDIATE precedence to ensure timely receipt by FCDNA.
5. Command Supervision and Control of the Reporting System
- a. The Director of Operations (J-3), Joint Staff, will:
 - (1) Establish policies and provide guidance concerning NUREP requirements.
 - (2) Advise the Director, DNA, the commanders in chief of the combatant commands, and the Chiefs of the Services of actions required.
 - b. The Director, DNA, will:
 - (1) Maintain the capability to respond to requests from the NCA, the Chairman of the Joint Chiefs of Staff, Chiefs of the Services, and CINCs for nuclear weapon stockpile data during peacetime and advanced conditions of readiness.
 - (2) Monitor reports for adequacy and validity.
 - (3) Collect, collate, analyze, and disseminate nuclear weapon information for presentation to the NCA.

UNCLASSIFIED

UNCLASSIFIED

CJCSM 3150.04
15 December 1995

- (4) Compile and summarize all reports submitted by reporting units (including DOE facilities) and provide summary reports to the NMCC in formats specified.
 - (5) Maintain the nuclear weapon stockpile data base in a current and accurate status.
 - (6) Identify differences between Service custodial unit reports and records and the stockpile data base, and request Service logistic agents to assist in reconciling differences.
 - (7) Maintain the ability to respond to a SEV with required weapon custody lists, monitor and coordinate Phase II reports, and provide required reports.
- c. The CINCs and Chiefs of the Services will, as appropriate:
- (1) Determine requirements for NUREP data to meet mission requirements and Service responsibilities for monitoring WR items.
 - (2) In the event of a lost or stolen weapon CINCs and Service Chiefs having responsibility for the custody of the weapons involved will alert, activate, and deploy all resources capable of hot pursuit to recover the stolen or missing weapon.
- d. Logistic Agents (Army, Navy, Air Force) will:
- (1) Monitor the effectiveness of nuclear weapon reporting within their Services.
 - (2) Reconcile any differences between Service custodial unit records and stockpile data base records.
 - (3) When requested by FCDNA, assist FCDNA by ensuring transmission or retransmission of WSRs until communications or computer outages are resolved.
- e. Accurate and Timely Reports. Commanders at all levels will take measures to assure accurate and timely reports with minimum delay for administrative processing.

UNCLASSIFIED

UNCLASSIFIED

CJCSM 3150.04
15 December 1995

- f. Reporting Unit Commanders. Commanding officers of nuclear weapon reporting units are responsible for submitting reports as specified herein.
6. Queries. FCDNA is authorized to request logistic agents assist in reconciling any report described herein via telephone or message transmission providing:
- a. Addressees. All applicable addressees of incoming reports are included as addressees on message transmission of any requests.
 - b. Content. Requests do not contain command direction. Procedural corrective action or command direction is reserved for operational commanders.
7. Classification of Reports. Each report will be classified in accordance with the appropriate nuclear weapon classification guides. When associated with nuclear weapon information (Chapter VI, Tables VI-1 and VI-2), the location code and certain charge codes in this manual do not provide security protection; they take the same classification as the plain text. For example, nuclear weapons or components associated with the site location code (i.e., "ABC") are classified as if the site name were used and are commensurate with the report content but never less than SECRET-FORMERLY RESTRICTED DATA. A higher classification may be required based on the political sensitivity or geographic location of a specific site. When a location code is not associated with nuclear weapon information, it is unclassified. In accordance with paragraph 4-402d and e, Section 4, of reference d, the application of the RESTRICTED DATA or FORMERLY RESTRICTED DATA markings is in itself evidence of extended classification and no downgrading marking is required. This statement applies to all electrically transmitted messages containing information classified RD or FRD.
8. Disposition of Records. Disposition of files on these reports will be in accordance with parent Service regulations.
9. Distribution and Changes. DNA is designated the responsible organization for coordinating, printing, and distributing this publication. The following procedures apply:
- a. Changes to this publication should be forwarded to Service Logistic Agents (SLAs) for review. SLAs will submit recommended changes to FCDNA (ATTN: FCPC) to ensure changes are compatible with the existing NUREP procedures

UNCLASSIFIED

UNCLASSIFIED

CJCSM 3150.04
15 December 1995

and computer capabilities. Proposals will then be forwarded to HQ DNA (ATTN: NOSM) for submission as a change to the JRS. When FCPC considers that changes cannot be accommodated, the SLAs will be informed of the reasons and, if the changes are still considered valid, may submit them through normal JRS channels.

b. CINCs and other Defense Agencies may forward proposed changes directly to HQ DNA for consideration. Changes received by HQ DNA that have not been coordinated with FCDNA will be forwarded for coordination. Any problems identified will be resubmitted through HQ DNA to the Chairman of the Joint Chiefs of Staff, for resolution. No modifications to approved changes may be made without coordination and approval of the Chairman of the Joint Chiefs of Staff.

c. The Field Command Stockpile Control Division (FCDNA/FCPC) is authorized to develop and publish changes to nuclear weapon codes and to assign location codes without coordination.

d. Distribution of this publication will be made by FCDNA to Defense Agencies, Joint Staff, combatant commands, and activities indicated in the distribution table. Service activities and units receiving publication support from Military Service offices should address requests for initial or additional copies, or for discontinuance of copies, to the responsible agents listed below.

(1) Army. Commander, USAG Publications Center, 1655 Woodson Road, St. Louis, MO 63114-6181. Use DA Form 12-35, Block 115, in accordance with reference e.

(2) Navy. Officer in Charge, Naval Ordnance Station, Naval Surface Warfare Center, McAlester Detachment (4722K), Army Ammunition Plant, McAlester, OK 74501-5190.

(3) Air Force. Commander, 76MSS/IMPTC, Bldg 3060, 405 Fickel St, Ste 1, Kelly AFB, TX 78241-6111.

UNCLASSIFIED

10. Appendixes. Appendixes included in this manual provide additional instructions for the preparation and submission of reports as required by the Services:

- a. Reporting Under the Nuclear Execution Reporting Plan (NEREP)—Appendix A.
- b. Department of the Navy—Appendix B.
- c. Department of the Air Force—Appendix C.
- d. Nuclear weapons storage location codes—Appendix D.
- e. Country and State listing in alphabetical sequence—Appendix E.
- f. Country and state listing in line-number sequence—Appendix F.

UNCLASSIFIED

CJCSM 3150.04
15 December 1995

(INTENTIONALLY BLANK)

I-8

UNCLASSIFIED

~~SECRET~~

CJCSM 3150.04
15 December 1995

CHAPTER II

WEAPON STATUS REPORT (U)

1. (U) Purpose. This chapter establishes peacetime reporting procedures for nuclear weapons and some components. These procedures apply until directed by the Chairman of the Joint Chiefs of Staff, to implement WSR-EXER/EMERG reporting.
2. (U) Scope. The WSR provides data on nuclear warheads and WR components of nuclear weapons. All reportable items are listed in Chapter VI, Tables VI-1 and VI-2. When a change in reportable data has occurred during a calendar day, a WSR will be submitted for that day. The WSR supports the nuclear weapon and component logistic data needs of DNA and the Services. The WSR also supplies data to support operational decisions of the NCA, the Chairman of the Joint Chiefs of Staff, CINCs, and Chiefs of the Services.
3. (U) Submission Requirement. During peacetime, a minimum of one WSR will be prepared if any reportable changes have occurred. This report consolidates all reportable changes that occurred during a calendar day or since the last report if more than one report was submitted that day. The WSR will be transmitted by AUTODIN if the capability exists or by teletype message (referred to as "message" in this manual) no later than 1200 hours local time of the next calendar day. WSR corrections will be transmitted by 1200 hours local time the next calendar day after notification of the error. If necessary, more than one WSR may be submitted in a calendar day, using sequential WSR report numbers and all having 2359 as the effective time. In all cases, units are encouraged to report changes as early as possible. If communications capability is lost, one WSR will be submitted when communications are re-established, reporting all applicable transactions since the previous submission. PRIORITY precedence is assigned to the WSR and any WSR correction. Reporting unit commanding officers will establish procedures to ensure a QA review of all outgoing WSRs before transmission and will obtain a Service message (comeback copy) of each WSR submitted from the servicing communication center. Messages will not be retransmitted unless requested by FCDNA.

II-1

~~SECRET~~

Derived From: CG-W-5, Joint DOE-DOD Nuclear Weapon Classification
Policy, dated 1 Jan 1984
Reason: 1.5(a)
Declassify On: Material contains Formerly Restricted Data and is excluded
from automatic declassification

FORMERLY RESTRICTED DATA
Unauthorized disclosure subject to administrative
and criminal sanctions. Handle as Restricted
Data in foreign dissemination, Section 144b,
Atomic Energy Act, 1954.

CJCSM 3150.04
15 December 1995

4. (U) Addressing Reports. Reports submitted by designated reporting units will be addressed as follows. Addressees on message traffic are cautioned to reflect the place name of the communication facility supporting the reporting unit. The place name of the location code shown in Annex A, B, or C to Appendix D of this manual will not be used unless it is identical to that of the supporting communication facility. Additionally, storage locations holding assets of another Service will inform applicable logistic agents on all WSRs reflecting status changes to those assets, including receipts and shipments.

a. (U) Army

(U) Army Materiel Command

TO: DATA UNIT FCDNA KIRTLAND AFB NM
DIR ACALA ROCK ISLAND IL//AMSTA-CTT-M//

INFO: CDR ARDEC PICATINNY ARSENAL NJ//AMSTA-AR-LSS//

b. (U) Navy

(1) (U) NAVY LANT (including those units deployed to EUR, and PAC)

TO: DATA UNIT FCDNA KIRTLAND AFB NM
CINCLANTFLT NORFOLK VA//N411/N411C// (when unit is in
LANTFLT, NAVEUR, and PACFLT areas)
USSTRATCOM OFFUTT AFB NE//J443//
CINCUSNAVEUR LONDON UK (when unit is in NAVEUR, and
PAC)

INFO: ADMINISTRATIVE TYPE COMMANDER
(other appropriate operational commanders (PAC) when
deployed)
USCINCOM NORFOLK AFB VA//J4LRC//

(2) (U) CINCPACFLT

TO: DATA UNIT FCDNA KIRTLAND AFB NM
USCINCPAC HONOLULU HI//J37//
CINCPACFLT PEARL HARBOR HI//N420//

~~SECRET~~

CJCSM 3150.04
15 December 1995

USSTRATCOM OFFUTT AFB NE//J443//

 (others as directed by CINCPACFLT)
(Appendix B)

INFO: COMNAVAIRPAC SAN DIEGO CA

c. (U) Air Force

TO: DATA UNIT FCDNA KIRTLAND AFB NM
WPNS DIR KELLY AFB TX//NWLL//
APPROPRIATE MAJOR COMMAND
USSTRATCOM OFFUTT AFB NE//J443//
USCINCEUR VAIHINGEN GE//ECJ5-N// (all units when
under CINCUSAFE)
USCINCPAC HONOLULU HI//J37// (all units when
under CINCPACAF)

5. (U) Communications Information for Weapon Status Reports

- a. (U) Purpose. AUTODIN is the ideal medium for transmitting NUREP. AUTODIN can accept data in many forms and convert the data to the forms required at the receiving station. Language Media Formats are two-character codes designating the type of input and output of the report. Any LMF will be accepted.
- b. (U) Scope. AUTODIN may not be directly available to all nuclear weapon reporting stations. However, most reporting stations are able to prepare their reports on data cards or teletype paper punched tape in a format that can be delivered to an AUTODIN terminal for transmission and output at the receiving station in a card format.
- c. (U) AUTODIN Submission. Any method of AUTODIN transmission may be used, as long as the Data Unit FCDNA and the logistic agents receive reports that can be automatically processed. A message format report may be submitted by those units that do not have access to secure AUTODIN but are in the DCS. Units not in the DCS may use off-line encryption for reporting (subparagraph 5i, page II-5). There is no preferred or primary means of transmission.

II-3

~~SECRET~~

CJCSM 3150.04
15 December 1995

d. (U) Content Indicator Code. The content indicator code is a four-character code identifying the type of report (refer to reference f). The content indicator code is vital to machine processing of reports and will be used when submitting AUTODIN or message WSRs. For WSR reporting, an "A" will be used in the third position. For assistance, the following is provided:

<u>Service or Agency</u>	<u>Indicator</u> ^{1/}
Air Force	FLA
Army	ALA
Navy	NLA
DNA	DLA

^{1/} The fourth character of the content indicator will show a "C" for RESTRICTED DATA or a "D" for FORMERLY RESTRICTED DATA, as appropriate.

The content indicator should be coordinated with the local communications center.

e. (U) Message

(1) (U) Reporting units will prepare a message report for introduction into the AUTODIN network by use of DD Form 173 series or locally acceptable substitute. Any method of transmission may be used as long as the Data Unit FCDNA and the logistic agents receive reports that can be automatically processed. Any LMF will be accepted.

(2) (U) The messages will employ the specific transmission instruction: "COMMCENTER transmit the content indicator shown above in the Message Handling Instructions block on this transmission. This special instruction is required for Automatic Data Processing by receiving commands." This special instruction will be placed in the Special Instructions block of the DD Form 173 (Joint Message Form) series or where specified in authorized Service message form. To ensure that this transmission instruction is adhered to, coordination will be effected with the communications center serving reporting units.

(3) (U) A DD Form 173 series or locally acceptable substitute is used to transmit the report. It must contain the precedence (ACTION and INFO); Language Media Format; content indicator; classification; from; to; signature of releaser; date and time of release; and number of pages. A copy of the outgoing message will be retained for unit records. Classification of the DD Form 173 series will be in accordance with the security requirements of classification guides and contents of the report.

f. (U) Transmission in Multiple Parts. If a report exceeds 498 lines, including MSGID, EFDT, and RMKS set, break the message into separate parts. Each part will contain its own MSGID, EFDT, PART, NULOC, and RMKS sets. The MSGID, EFDT, and NULOC sets are identical on each part. The PART set has two fields, one identifying the part of the message that follows immediately and the second field identifying the total number of parts. The NULOC set is always sequence line number one; each line thereafter is sequential. The RMKS set will identify the total number of lines in each part including MSGID, EFDT, PART, and RMKS sets.

g. (U) Retention of AUTODIN Transmissions. A hard copy of all reports will be retained as prescribed by Service regulations or applicable directives. All units using OCR message forms (e.g., DD Form 173 series), will receive a Service message (comeback copy) with the image of the transmission from its local communications center.

h. (U) Typographic Errors. Delivery of OCR message forms or computer disks to a communications center for transmission reduces the possibility that communications center personnel will generate typographic errors when entering the WSR manually.

i. (U) Off-Line Encryption. Units that are not in the DCS or that utilize off-line encryption for transmission of classified messages will report the same information as in the AUTODIN or message report using IMMEDIATE precedence. Reports will be addressed as indicated in paragraph 4, page II-2. All reports will contain the following crypto note immediately after the DATA UNIT "TO: (addressee)": "Route this message to DATA UNIT FCDNA KIRTLAND AFB NM."

6. (U) Transactions That Require WSR. Nuclear weapon status reports will be submitted any time a change occurs to a weapon or component in one of the following categories:

CJCSM 3150.04
15 December 1995

- a. (U) Balance (OH, IH, and R).
 - b. (U) OUIIC Weapons are Supporting.
 - c. (U) Weapon Code.
 - d. (U) Charge Code.
 - e. (U) Shipment.
 - f. (U) Receipt (OH, IH, and R).
 - g. (U) Alteration Code.
 - h. (U) Component Installation.
 - i. (U) Component Removal.
 - j. (U) Component Code.
 - k. (U) Color Code.
 - l. (U) Weapon Deletion (lost, expended, or destroyed).
 - m. (U) Component Addition.
 - n. (U) Component Deletion.
 - o. (U) Location Addition (new storage site).
 - p. (U) Location Deletion (permanent closing of storage site).
7. (U) Special Instructions. Some special procedures for preparing reports containing specific data are listed below:
- a. (U) Changes to Charge, Operational Unit Identification (OUIIC), or Weapon Codes. Any change to charge, OUIIC, or weapon codes requires two WPN sets, one with the old data and one with the new data.

- b. (U) Changes Associated with Location Code. The location code where the transaction occurred is a controlling factor in NUREP. If the total number of weapons associated with a location code changes (other than expenditures, losses, or destruction), the transaction must be handled as a shipment or receipt.
- c. (U) Reporting Unit UIC Change. If the RUIC for a unit changes, the reporting unit will submit a report with the new RUIC in field four of the LUIC set.
- d. (U) Linear Data Sets. Linear data sets may not exceed 69 characters. If the information reported would cause the set to exceed 69 characters, the set must be closed out, and repetitive sets of the same type, including all mandatory fields, must be used until all necessary information is reported.
- e. (U) Not Operationally Ready Weapons. Weapons that are not operationally ready will not be reported in the "In Hand" or "On Hand" field of the WPN set; they will be reported in the "Red" field. If a weapon previously reported as in the hands of an OUIC is reported as not operationally ready, the In-Hand balance must be reduced unless another weapon is moved from On Hand to In Hand. Each serial numbered weapon that is disassembled (does not include separation of warheads from delivery vehicles) for maintenance, modification, or inspection must be reported red if it is not restored to its original configuration within 72 hours.
- f. (U) Weapon Operational Condition for Shipment and Receipt. Weapon operational condition for shipment and receipt need not be reported unless the condition has changed during the reporting period. Weapons shipped as operational will be received as operational, and weapons shipped as not operational will be received as not operational unless specifically reported otherwise.
- g. (U) Codes Reported with WPN and WPNTR Sets. The WPN and WPNTR sets used to report all WR items where the first character of the weapon code (Chapter VI, Table VI-1) is an A (basic assembly); B (bomb); or W (warhead). Other reportable data (Chapter VI, Table VI-2) will be considered components and will be reported using the component exchange (COMPEX) and/or component transaction (COMP) sets.

CJCSM 3150.04
15 December 1995

- h. (U) Special Reporting Procedures for Maintenance. For maintenance procedures involving reservoirs, gas generators, or neutron-generator exchanges, the removed and installed transaction codes will be reported simultaneously when accomplished unless there is a break in normal technical order procedures. The removal of fuzes, shape components, and adaption kits to facilitate reservoir or neutron-generator exchanges and/or periodic maintenance are exempted from WSR reporting criteria when components are to be reassembled to the same end-item. The separation of fuzes, shape components, and adaption kits from basic assemblies or another MSSDI for reasons other than those above must be reported and do not fall under the cited exempt provisions. If the item under maintenance is not restored to its original configuration within 72 hours of its disassembly, units must report the item as red and use the AMPN set, per page II-49, to explain why the weapon is not operationally ready. Include a description of the weapon's current configuration in the AMPN set and, if applicable, include the Unsatisfactory Report number.
- i. (U) Temporary Storage for Further Transfer. Weapons and reportable components that are transferred from one location to another may be temporarily stored at an intermediate location. The agency responsible for the staging or holding area will assume responsibility for the items upon receipt. The initial shipment should show the intermediate location as the location code of the receiver and a receipt will be reported via WSR. When the items leave the intermediate location, a shipment will be reported. Units shipping unassociated LLCs that are identifiable by serial number only on the shipping or supply documents will include the intermediate storage and ultimate recipient as addressees on their WSRs. This procedure provides these locations with component code identification for reporting purposes. Air Force units, see Appendix C for additional instructions.
- j. (U) PAL Coding or Recoding. PAL coding that does not change the eight character weapon code does not require a WSR; e.g., changing the old operational code to the new operational code. PAL recoding that affects the weapon code will be reported by the unit making the changes. If the changes are made at an intermediate location during shipment of the weapon, the intermediate location will first report receipt of the weapons, any changes to the weapons, then shipment to the final destination on a WSR for their location.

k. (U) Stockpile Flight Test, W78 Generators. Activities must report elimination of items from WR inventory. On removal of the generators from the selected SFT W78 and before shipment of these generators to the test site, a WSR will be submitted by the on-hand location, reflecting removal and deletion transactions for these generators.

l. (U) Navy Bulk Charge Code Change. A CHOP is a unique and special information report and can only be reported using the NULOC set (see subparagraph 11e, page II-21). In addition, the WSR submitted to report a CHOP cannot contain any other weapon or component status code changes. However, some afloat units may have transactions that require a weapon status report and also CHOP in the same calendar day reporting period. Any Navy reporting units that encounter this situation are authorized to submit two or more reports for the same calendar day. These reports will have the same effective date but must have sequential report numbers. The first report will document the normal weapon or component status changes, and the second report will document the CHOP; for example, the unit turns a weapon red and CHOPs on 23 April; the last previous report was 147. The report number reporting the red weapon would be 148, and the report number reporting the CHOP would be 149; the EFDT set and the JDTC fields in both messages would reflect 23 April, as of 2359 local time.

m. (U) Location, OUIIC, and Charge Code Data. Field two of the WPN, SHP, RCV, and WED sets will always be LOCATIONOUIICCHARGE data run together. If a WPN set is required, and a SHP, RCV, or WED set is used with the WPN set, the LOCATIONOUIICCHARGE will always be the same as the immediately preceding WPN set only.

n. (U) Julian Date-Time Group. The JDTC field contains the Julian date of the year for peacetime, with no leading zeros.

PEACETIME: 1-366 - Day of Year

o. (U) Multiple Shipments or Receipts. Two or more separate WPN sets, and their related RCV or SHP sets and WPNTR sets, must be used when reporting multiple receipts from or shipments to different locations. The data base does not accumulate multiple receipts or multiple shipments of this type from the same WSR. See examples in subparagraphs 12aq and 12as, pages II-65 and 66.

CJCSM 3150.04
15 December 1995

8. (U) Message Preparation. NUREP messages use only two types of sets, linear data sets and free-text sets. Both allow the horizontal display of data or information. All data or information reported within NUREP sets will be left-margin justified. Except for weapon or component code serial numbers beginning with zero and for DTG data, leading zeros will not be used when reporting numbers.

a. (U) Length of Lines Within Sets. A single line of data for a linear data set and a single line of information for a free-text set cannot exceed 69 characters.

b. (U) Set Identifier. Each linear data set and free-text set used in NUREP messages begins with a SETID consisting of three to six alphabetic characters forming an abbreviation or an acronym describing the type of data or information contained in the set. This characteristic of the SETID makes the content of each set apparent to the user. In addition, it ensures that the data or information in the set can be directed to, and stored in, the correct position in an ADP file or record.

c. (U) Order of Sets. The order in which linear data sets occur within NUREP messages is shown in Figure II-1, page II-11. Although free-text sets are shown last in the figure, certain ones may immediately follow specific linear data sets to provide amplifying or narrative information. Sets that may be repeated within a message a number of times are identified in Figure II-1, by the character "R" at the left margin of the set. The order or sequence of sets within NUREP messages is important because they are like building blocks, with each set after the first one relying on data reported in previous sets.

d. (U) Occurrence of Sets. The occurrence of a set refers to the necessity for its use in a message. In Figure II-1, each set is designated as being mandatory, optional, or conditional by the letters "M," "O," or "C" in the set occurrence column.

(1) (U) Mandatory Sets. A mandatory set must be included every time a NUREP message is submitted. A mandatory set cannot be changed to optional or conditional.

<u>SETID Abbreviations</u>	<u>Set Name</u>	<u>Set Occurrence</u>
OPER/M//	Operation Identification	C
MSGID/M/M/M//	Message Identifier	M
EFDT/M/M//	Effective Date	M
PART/M/M//	Part	C
NULOC/M/M/M/C/C/C/M//	Reporting Unit, CHOP, and Special Information	M
R WPN/M/M/M/M/M/M/M//	Weapon Summary	C
R SHP/M/M/M/M/M/M//	Ship	C
R RCV/M/M/M/M/M/M//	Receipt	C
R WED/M/M/M/M/M/M//	Expended or Destroyed	C
R WPNTR/M/M/M//	Weapon Transaction	C
R COMPEX/M/M/M//	Component Exchange	C
R COMP/M/M/M/M//	Component Transaction	C
R LOC/M/M/C/C/C/C/M//	Location identification Information Change	C
R LUIC/M/M/C/C/M//	Location Unit Identification	C
R REF/M/M/M/M/M//	Reference	C
R AMPN/M//	Amplification	C/M
R NARR/M//	Narrative	O
RMKS/M//	Remarks	M

(UNCLASSIFIED)

Figure II-1. (U) NUREP Sets.

CJCSM 3150.04
15 December 1995

(2) (U) Optional Sets. An optional set is used at the discretion of the reporting unit unless made mandatory by higher authority. If made mandatory, necessary instructions must be provided to reporting units by that authority.

(3) (U) Conditional Sets. When the use of a set is required only under certain conditions, the set is defined and identified as a conditional set. If the condition is met, the conditional set must be included in the message. If the condition is not met, the conditional set is not used.

e. (U) Fields. Fields are areas within a set designated for the entry of formatted data or information. All NUREP sets have one or more fields. The fields for linear data sets are interchangeably referred to as formatted data fields, formatted fields, or data fields. The fields for free-text sets are normally referred to as information fields and, with one exception (the RMKS set), do not require specific or formatted data. When a description or explanation regarding fields applies to both linear data sets and free-text sets, the word "field" is normally used. The order in which fields appear within the various NUREP sets is shown in Figure II-2, pages II-13 and 14, and the fields are designated as being mandatory or conditional by the letters "M" or "C" in parentheses after the field number identification. The following is additional information needed to prepare sets:

(1) (U) Field Marker. The field marker is a single slant (/) symbol that marks the start of each field. Thus, field markers appear between the SETID and first field of each linear data set and free-text set and between all subsequent data fields. Field markers are never used before a SETID or after the last field in a set. The data fields in a linear data set cannot be divided between lines. Therefore, when a linear data set cannot be completed in a single line, it must be closed with an end-of-set marker, and subsequent sets of the same SETID must be used until all necessary information is conveyed. Free-text sets have only one information field, which may be continued on following lines without using a field marker at the left margin. The number of lines for an information field in a free-text set is limited and cannot exceed five lines. Because the field markers have structural significance, the single slant (/) symbol will not be used within the content of data fields for linear data sets or within the content of information fields for free-text sets.

32AB MAX
OPER/OPERATION CODE WORD//
F1(M)

5A 20ANB MAX 3N MAX
MSGID/MSG TYPE/ORIGINATOR/REPORT NUMBER//
F1(M) F2(M) F3(M)

7AN 3A
EFDT/DATE-TIME GROUP/MONTH//
F1(M) F2(M)

2N MAX 2N MAX
PART/IDENT/TOTAL//
F1(M) F2(M)

3N MAX 3A 3A MAX 3A 4AN 5AN MAX 3N MAX
NULOC/ JDTG /LOCATION/INDICATOR/LOCATION/CHRG CODE/MTO NUMBER/SEQ NUM//
F1(M) F2(M) F3(M) F4(C) F5(C) F6(C) F7(M)

3N MAX 3A 6AN 4AN 8AN MAX 4N MAX 4N MAX 4N MAX 3N MAX
WPN/ JDTG /LOCATION/NOUICCHARGE/WPN CODE/ON HAND/IN HAND/ RED /SEQ NUM//
F1(M) F2(M) F3(M) F4(M) F5(M) F6(M) 7(M)

3N MAX 3A 6AN 4AN 8AN MAX 3A 3N MAX 3N MAX
SHP/ JDTG /LOCATION/NOUICCHARGE/WPN CODE/RCV LOC/SHP QTY/SEQ NUM//
F1(M) F2(M) F3(M) F4(M) F5(M) F6(M)

3N MAX 3A 6AN 4AN 8AN MAX 3A 3N MAX 3N MAX
RCV/ JDTG /LOCATION/NOUICCHARGE/WPN CODE/SHP LOC/RCV QTY/SEQ NUM//
F1(M) F2(M) F3(M) F4(M) F5(M) F6(M)

3N MAX 3A 6AN 4AN 8AN MAX 3N MAX 3N MAX 2A 3N MAX
WED/ JDTG /LOCATION/NOUICCHARGE/WPN CODE/EXPENDED/LOSS CODE/SEQ NUM//
F1(M) F2(M) F3(M) F4(C) F5(C) F6(M)

(UNCLASSIFIED)

Figure II-2. (U) NUREP Set Description.
(Continued on next page.)

CJCSM 3150.04
15 December 1995

30ANS MAX 57ANS MAX 3N MAX
WPNTR/TRANSACTION/SERIAL NUMBER(S)/SEQ NUM//
F1(M) F2(M) F3(M)

8ANM MAX 9AN MAX 3N MAX
COMPEX/WPN CODE/SERIAL NUMBER/SEQ NUM//
F1(M) F2(M) F3(M)

8AN MAX 30ANS MAX 50ANS MAX 3N MAX
COMP/COMPONENT CODE/TRANSACTION/SERIAL NUMBER(S)/SEQ NUM//
F1(M) F2(M) F3(M) F4(M)

3N MAX 4A 4AN 2AN 15AN 20ANB MAX 3N MAX
LOC/ JDTG /LOCATION/GEOLOC CODE/CNTRY CODE/COORDINATES/ SITE NAME /SEQ NUM//
F1(M) F2(M) F3(C) F4(C) F5(C) F6(C) F7(M)

3N MAX 3A 7AN 6AN 3N MAX
LUIC/ JDTG /LOCATION /OUIC /RUIC /SEQ NUM//
F1(M) F2(M) F3(C) F4(C) F5(M)

5A 20ANB MAX 7AN 3A 3N MAX
REF/MSG TYPE/ORIGINATOR/DATE-TIME GROUP/MONTH/REPORT NUMBER//
F1(M) F2(M) F3(M) F4(M) F5(M)

5 LINES MAX
AMPN/FREE TEXT//
F1(M)

5 LINES MAX
NARR/FREE TEXT//
F1(M)

5 LINES MAX
RMKS/FREE TEXT//
F1(M)

(UNCLASSIFIED)

Figure II-2. (U) NUREP Set Description.
(Concluded)

(2) (U) End-of-Set Marker. The end-of-set marker is a double slant (//) symbol that must be used to terminate all linear data sets and free-text sets. An end-of-set marker may not be divided between two lines and may never be used within the content of data fields for linear data sets or within the content of information fields for free-text sets.

(3) (U) Mandatory Fields. Fields are designated as mandatory when the data or information they provide is essential to the content of a specific message. Mandatory fields must contain data or information when the associated SETID is used.

(4) (U) Conditional Fields. Conditional fields are required if the conditions described in the field description have occurred and must be reported. If the condition described in the field description has not occurred, the procedures in subparagraph 8e(5) will be followed.

(5) (U) Lack of Data. Conditional fields do not always require data or information. If a conditional field does not require data or information to be entered but is followed by one or more fields that require an entry, a hyphen (-) must be entered. A zero will not be used to indicate a lack of data. (See subparagraph 8f below.)

f. (U) Example. The following is a two-part example of a linear data set with a SETID followed by three mandatory fields, three conditional fields, and one mandatory field. The first example shows what the set would look like if all the conditional fields had data that needed to be reported. The second example reflects the situation in which field five is conditional and the condition is met, requiring that data be reported. Fields four and six do not have the condition met and data does not have to be reported. Note that in Example Two fields four and six must be included with hyphens to maintain the integrity of subsequent fields because field seven is required.

(1) (U) Example One:

	M	M	M	C	C	C	M
SETID/	DATA/	DATA/	DATA/	DATA/	DATA/	DATA/	DATA//
	1	2	3	4	5	6	7

CJCSM 3150.04
15 December 1995

(2) (U) Example Two:

M	M	M	C	C	C	M
SETID/DATA/DATA/DATA/-/DATA/-/DATA//						
1	2	3	4	5	6	7

- g. (U) Field Descriptor. A field descriptor is a keyword (which may be a word, an abbreviation, or an acronym) identifying the type of data pertaining to a particular field; e.g., field one (F1) of the MSGID set is "MSG TYPE."
- h. (U) Transaction Forms. Transaction forms contain combinations of alphanumeric and special characters that can be recognized by ADP systems. The reporting of specific transaction forms results in the automatic update of NUREP ADP files used by Data Unit FCDNA and logistic agents. Within certain sets, transaction forms are used to indicate the type of work performed on a weapon or component or other reportable change to weapons or components. Subparagraph 11j(1), page II-32, describes allowable transaction forms for weapons. Subparagraph 11l(2), page II-39, describes allowable transaction forms for components.
- i. (U) Free-Text Sets. Authorized free-text sets are the amplification (AMPN) set, the narrative (NARR) set, and the remarks (RMKS) set. These sets are used to add amplifying information to an immediately preceding set (AMPN), an immediately preceding group of two or more sets (NARR), or the entire message (RMKS). Free-text sets start with the SETID followed by a field marker and end with an end-of-set marker. A free-text set can contain only five lines and there cannot be more than 69 characters in any of the lines. All lines will start at the left margin. The only characters that may not be used within the fields of a free-text set are a slant (/) and a double slant (/ /). These sets are explained in subparagraphs 11p through 11r, pages II-49 and 50.
- j. (U) Message Construction. Messages have three parts: "introductory text," "main text," and "closing text."

(1) (U) The introductory text contains the security classification and the SIC. Security classification is used in accordance with the procedures prescribed in references g and h and their NATO supplements. Required information from the introductory text is automatically captured by

NUREP ADP programs, and, therefore, is not reported with the main text of NUREP sets. The introductory text is not discussed further in this manual.

(2) (U) Sets used in NUREP are shown in Figure II-1, page II-11. The SETID abbreviation and fields column of Figure II-1, show the authorized NUREP sets and the number of mandatory (M) and conditional (C) fields within each set. The set name column provides a brief description of the data or information contained in the set. The set occurrence column shows whether each set is mandatory, conditional, or optional.

(3) (U) The closing text contains downgrading instructions for classified messages. However, since documents containing RESTRICTED DATA or FORMERLY RESTRICTED DATA are exempt from downgrading requirements, the closing text is not used in NUREP.

9. (U) Set Layout. Figure II-2, pages II-13 and 14, describes set composition. The sets in this figure show the SETID and words or abbreviations describing each field in the set. Each SETID is separated from the first field by a field marker, and field markers are used between each subsequently listed field for the set. The size of the field is indicated above each field description. "MAX" signifies the maximum number of characters the field may possess. Where "MAX" is not indicated, the number of characters shown is mandatory. Also above each field description are letter abbreviations for the type of characters that can be used in each field: "A" signifies that alphabetic characters are authorized; "B" that blanks are authorized; "N" that numeric characters are authorized; and "S" that special characters are authorized. For example, 3AN MAX means the field may possess from one to three alphanumeric characters; 3A means the field must contain exactly three alphabetic characters, and numeric characters are not to be used. Below the field description is the field sequence within the particular set (F1 is field one, F2 is field two, etc.). Following the field sequence is an annotation in parentheses showing whether the field is mandatory (M) or conditional (C). Explanations of the keywords used as set identifiers are contained in paragraph 11, pages II-18 through 51.

10. (U) General Notes

a. (U) Bulk Charge Code Change (Navy). When a ship transfers from the operational control of one fleet commander to another, a charge code change for the nuclear weapons on board is required. Individual WPN or WPNTR sets

CJCSM 3150.04
15 December 1995

are not required. The data necessary to change the charge code for all weapons on board the ship are included in the NULOC set. Minimum requirements for a bulk charge code change would include a MSGID set, EFDT set, NULOC set, and RMKS set. (See subparagraph 12s, page II-57.)

b. (U) Correction of Errors. Corrections are sometimes required for WSR reports. A new report number will be used in the MSGID set of each message reporting a correction to an old report. The REF set will be used to identify the erroneous message, and the AMPN set will be used to note the corrections necessary. All addressees on the original report will be addressees on correction reports. Messages correcting errors in previous WSRs may be required by higher authority. (See subparagraphs 12ad and 12ae, pages II-60 and 61.)

c. (U) Action Codes. Action codes "A" for add, "C" for change, and "D" for delete are used in field 2 of the LOC set or field 3 of the LUIC set only. (See subparagraph 12aa, page II-59.)

11. (U) Set Description

a. (U) Operation Set. The OPER set is conditional. This set will be used only for a special operation (not an exercise) when directed; i.e., when a special code word has been assigned in a specific operation and reporters have been notified to use this code word when reporting. This set begins with the set identifier "OPER." The set has one field.

32AB MAX
OPER/OPERATION CODE WORD//
F1(M)

(U) Field one of the OPER set (OPERATION CODE WORD) is mandatory. This field begins with a single slant (/) symbol followed by a 1 to 32 alpha or blank character code word of the special operation that has been directed to be used in reports for the operation. This set is completed with a double slant (//) symbol end-of-set marker.

OPER/CARDINAL POINT//

b. (U) Message Identifier Set. The MSGID set is mandatory. The set identifies the keyword message as being a NUREP message. This set begins with the set identifier "MSGID." The set has three fields.

5A 20ANB MAX 3N MAX
MSGID/MSG TYPE/ORIGINATOR/REPORT NUMBER//
F1(M) F2(M) F3(M)

(1) (U) Field one of the MSGID set (MSG TYPE) is mandatory. A single slant (/) symbol is entered followed by the term "NUREP."

MSGID/NUREP

(2) (U) Field two of the MSGID set (ORIGINATOR) is mandatory. A single slant (/) symbol is entered followed by the 1 to 20 alphanumeric or blank characters of the unit's name or activity submitting the report.

MSGID/NUREP/HANDY 12 ORD

(3) (U) Field three of the MSGID set (REPORT NUMBER) is mandatory. This field begins with a single slant (/) symbol followed by the report number. Each unit preparing reports will start with message number 1 and increase by one for each NUREP message until they reach 999 and then start again at number 1. If the unit is preparing reports for another unit, the report number must be for the unit where the action is taking place and not the reporting unit. The one to three numeric characters of the number of this message relative to the first NUREP message from this location is entered. This set is completed with a double slant (//) symbol end-of-set marker.

MSGID/NUREP/HANDY 12 ORD/23//

c. (U) Effective Date Set. The EFDT set is mandatory. This set begins with the set identifier "EFDT." The set has two fields.

7AN 3A
EFDT/DATE-TIME GROUP/MONTH//
F1(M) F2(M)

CJCSM 3150.04
15 December 1995

(1) (U) Field one of the EFDT set (DATE-TIME GROUP) is mandatory. This field begins with a single slant (/) symbol followed by a two-digit numeric character to indicate the day of the month, with a leading zero if necessary; e.g., 03, 06, 09, 16. Next, the standardized local time group (2359) is entered. Add a "Z" at the end of the standardized time group (2359Z). This five-digit alphanumeric character representing time is required to ensure the interoperability of the NUREP keyword data base with other US and allied keyword reporting systems.

EFDT/012359Z

(2) (U) Field two of the EFDT set (MONTH) is mandatory. This field begins with a single slant (/) symbol followed by the first three alphabetic characters of the report month; e.g., JAN, FEB, or MAR. This set is completed with a double slant (//) symbol end-of-set marker.

EFDT/012359Z/OCT//

d. (U) Message Part Set. The PART set is conditional. This set will be used only if there are more than 498 lines in a NUREP message prepared for AUTODIN. This set begins with the set identifier "PART." The set has two fields.

2N MAX 2N MAX
PART/ IDENT /TOTAL//
F1(M) F2(M)

(1) (U) Field one of the PART set (IDENT) is mandatory. This field identifies the part of the message that follows immediately. This field begins with a single slant (/) symbol followed by the numeric 1 to 99.

PART/1

(2) (U) If the next message is "PART 2," it will be identified in field one as follows:

PART/2

(3) (U) Field two of the PART set (TOTAL) is mandatory. This field identifies the total number of parts in the message. This field begins with a single slant (/) symbol followed by the numeric 2 to 99. This set is completed with a double slant (//) symbol end-of-set marker.

PART/1/2// (Part 1 of 2 Parts)

PART/2/2// (Part 2 of 2 Parts)

e. (U) Reporting Unit, CHOP and Special Information Set. The NULOC set is mandatory. This set begins with the identifier "NULOC." The set has seven fields.

3N MAX	3A	3A MAX	3A	4AN	5AN MAX	3N MAX
NULOC/	JDTG	/LOCATION/	INDICATOR/	LOCATION/	CHRG CODE/	MTO NUMBER/
	SEQ NUM//					
F1(M)	F2(M)	F3(M)	F4(C)	F5(C)	F6(C)	F7(M)

(1) (U) Field one of the NULOC set (JDTG) is mandatory. This field begins with a single slant (/) symbol followed by the appropriate one- to three-digit Julian date.

NULOC/43

(2) (U) Field two of the NULOC set (LOCATION) is mandatory. This field will be used to identify the location code of the unit where the transaction occurred. This field begins with a single slant (/) symbol followed by the three alphabetic character location code of the unit where the transaction occurred. Specific location codes can be found in Annex A, B, or C to Appendix D.

NULOC/43/ABB

(3) (U) Field three of the NULOC set (INDICATOR) is mandatory. This field identifies the report as a WSR. This field begins with a single slant (/) symbol followed by the two alphabetic character "CM" (Navy CHOP only) or the three alphabetic character "WSR."

NULOC/43/ABB/WSR

SECRET

CJCSM 3150.04
15 December 1995

(4) (U) Field four of the NULOC set (LOCATION) is conditional. This field will be reported only if the location code of the unit preparing the report is different from the location code of the unit where the transaction occurred. This field begins with a single slant (/) symbol followed by the three alphabetic character location code of the unit preparing the report. Specific location codes can be found in Annex A, B, or C to Appendix D.

NULOC/43/ABB/WSR

(Unit where transaction occurred is submitting its own report.)

NULOC/43/ABB/WSR/ABC

(Unit submitting report is different from unit where transaction occurred.)

(5) (U) Field five of the NULOC set (CHARGE CODE) is conditional. This field will be reported only if a Navy CHOP has occurred to a Navy ship. This field begins with a single slant (/) symbol followed by the new four alphanumeric character charge code for all weapons at this location code.

NULOC/43/ABB/CM/-/9XX8

(Unit preparing own report.)

(6) (U) Field six of the NULOC set (MTO NUMBER) is conditional. This field will be used if a Navy CHOP is controlled by an MTO. This field begins with a single slant (/) symbol followed by the one to five alphanumeric character MTO number controlling the change. (See Chapter VI, subparagraph 4g, page VI-2 and 3, MTO Number Composition.)

NULOC/43/ABB/CM/-/9XX8/-

(MTO not required and unit preparing own report.)

(7) (U) Field seven of the NULOC set (SEQ NUM) is mandatory. This is the sequence number of this set relative to all other sets in the message. The NULOC set in the message will be number one, and each subsequent linear data set within the message will increase by one. This field begins

with a single slant (/) symbol followed by the one to three numeric characters of the sequence number of this set. This set is completed with a double slant (//) symbol end-of-set marker.

NULOC/43/ABB/CM/-/9XX8/-/1//

f. (U) Weapons Summary Set. The WPN set is conditional. This set is required any time there is a change to a weapon or any number of weapons in any of the following categories: weapon code, alteration code, OUIIC, balance-on-hand, balance-in-hand, balance not operationally ready, color status, and charge code (other than a Navy CHOP). This set begins with the set identifier "WPN." The WPN set has seven fields.

3N MAX	3A	6AN	4AN	8AN MAX	4N MAX	4N MAX	4N MAX	3N MAX
WPN/ JDTG /LOCATION	OUIIC	CHARGE/	WPN	CODE/	ON HAND/	IN HAND/	RED /	SEQ NUM //
F1(M)		F2(M)		F3(M)	F4(M)	5(M)	F6(M)	F7(M)

(1) (U) Field one of the WPN set (JDTG) is mandatory. This field begins with a single slant (/) symbol followed by the appropriate one- to three-digit Julian date.

WPN/43

(2) (U) Field two of the WPN set (LOCATIONOUIICCHARGE) is mandatory. This field identifies the location code of the unit where the transaction occurred, the applicable alphanumeric operational unit identification code assigned to the unit that can employ the weapon, and the charge code associated with the weapon. This field begins with a single slant (/) symbol. To complete this field properly, the three-digit alphabetic character location code of the site where the transaction occurred is entered (see Annex A, B, or C to Appendix D). The six-digit alphanumeric unit identification code of the operational unit that is intended to employ the weapon (for weapons not being held for an operational unit, the OUIIC of the storage unit is entered) and the four-digit alphanumeric charge code associated with the weapon are entered. These three data elements must be entered all together, without separation or special characters between elements.

WPN/43/BBBWXXYYYAA21

SECRET

CJCSM 3150.04
15 December 1995

(a) (U) If a location code has not been assigned for this site, enter AAA and include a LOC and LUIC set in the message.

(b) (U) Operational units capable of employing weapons are as follows:


1. (U) For tactical aircraft units, except storage units (munitions support squadrons), OUIIC is wing level for on-hand weapons. For storage units (munitions support squadrons), OUIIC is squadron level for on-hand weapons. For in-hand weapons, OUIIC is tactical squadron level/unit capable of employing the weapons.

2. (U) For ICBM units, OUIIC is squadron level.

3. (U) For bomber units, OUIIC is wing level.

4. (U) For major storage sites, including Navy shore facilities, OUIIC is DOD, CJCS, CINC, or Fleet level unless designated for a lower echelon (wing, component command, etc.).

5. (U) For Navy afloat units, if the storage unit and employing unit are the same (e.g., SSN, SSBN), OUIIC reported will be the same as the RUIIC.



(3) (U) Field three of the WPN set (WPN CODE) is mandatory. This field is used to report a weapon code of up to eight characters. This field begins with a single slant (/) symbol followed by the applicable seven-digit alphanumeric character weapon code from Chapter VI, Table VI-1, pages VI-13 through 16, and the PAL code, if applicable, from Chapter VI, subparagraph 6f, pages VI-10 and 11.

WPN/43/BBWXXYYAA21/W1111NOD

II-24

SECRET

(4) (U) Field four of the WPN set (ON HAND) is mandatory. This field is used to report only operationally ready weapons at a storage site and earmarked for use by the OUIIC in field two of this set. Red weapons and weapons in the hands of the operational unit will not be shown in this field. This field begins with a single slant (/) symbol followed by the one to four numeric (0-9999) quantity of weapons on hand designated for use by the OUIIC in field two. A zero (0) rather than a hyphen (-) is entered if no weapons are on hand at the storage site designated for an operational unit.

WPN/43/BBBWXXYYYAA21/W1111NOD/2

(5) (U) Field five of the WPN set (IN HAND) is mandatory. This field is used to report only operationally ready weapons that are physically possessed by the operational unit shown in field two (if the OUIIC in field two is not capable of employing the weapon such as a storage site UIC, no weapons will be shown in this field). This field will be used to show weapons that are on an aircraft, in the hands of a firing unit, aboard a ship capable of employing the weapons, or on an alert missile. This field begins with a single slant (/) symbol followed by the one to four numeric (0-9999) quantity of weapons that are in the hands of an operational unit. A zero (0) rather than hyphen (-) is entered if no weapons are in the hands of the OUIIC.

WPN/43/BBBWXXYYYAA21/W1111NOD/2/2

(6) (U) Field six of the WPN set (RED) is mandatory. This field is used to report only nonoperationally ready weapons that are designated for the OUIIC shown in field two of this set. This field begins with a single slant (/) symbol followed by the one to four numeric (0-9999) quantity of weapons not operationally ready. A zero (0) rather than a hyphen (-) is entered if no red weapons are designated for the OUIIC in field five of this set.

WPN/43/BBBWXXYYYAA21/W1111NOD/2/2/1

NOTE: The total of on-hand, in-hand, and red quantities (field four plus field five plus field six) for each WPN set equals the total assets for that location, OUIIC, charge code, and weapon code (fields two and three) combination.

CJCSM 3150.04
15 December 1995

(7) (U) Field seven of the WPN set (SEQ NUM) is mandatory. This is the sequence number of this set relative to all other sets in the message. The NULOC set in the message will be number one, and each subsequent linear data set within the message will increase by one. This field begins with a single slant (/) symbol followed by the one to three numeric characters of the sequence number of this set. This set is completed with a double slant (//) symbol end-of-set marker.

WPN/43/BBBWXXYYYAA21/W1111NOD/2/2/1/2//

g. (U) Ship Set. The SHP set is conditional. This set is used when a weapon or weapons previously reported as on hand, in hand, or red for the OUIIC in field two of the WPN set for a specific location and charge are shipped to a new location code. Shipments to more than one other location code require as many SHP sets as there are locations to which the weapons are being shipped. Shipments concerning different OUIICs require separate SHP sets. The SHP set will always be used in conjunction with the WPN and WPNTR sets during peacetime. This set begins with the set identifier "SHP." The set has six fields.

NOTE: When the SHP set is used, the total in the WPN set always decreases.

3N MAX	3A	6AN	4AN	8AN MAX	3A	3N MAX	3N MAX
SHP/ JDTG /LOCATION	OUIIC	CHARGE	WPN	CODE/RCV	LOC/SHP	QTY/SEQ	NUM//
F1(M)	F2(M)	F3(M)	F4(M)	F5(M)	F6(M)		

(1) (U) Field one of the SHP set (JDTG) is mandatory. This field begins with a single slant (/) symbol followed by the appropriate one- to three-digit Julian date.

SHP/43

(2) (U) Field two of the SHP set (LOCATIONOUIICCHARGE) is mandatory. This field identifies the location code of the unit where the transaction occurred, the applicable alphanumeric operational unit identification code assigned to the unit that can employ the weapon, and the charge code associated with the weapon. This field begins with a single slant (/) symbol. To complete this field properly, the three-digit alphabetic character location code of the site where the transaction occurred is entered (see Annex A, B, or C to Appendix D). The six-digit alphanumeric

unit identification code of the operational unit that is intended to employ the weapon (for weapons not being held for an operational unit, the OUIIC of the storage unit is entered) and the four-digit alphanumeric charge code associated with the weapon are entered. These three data elements must be entered all together, without separation or special characters between elements.

SHP/43/BBBWXXYYYAA21

(3) (U) Field three of the SHP set (WPN CODE) is mandatory. This field is used to report a weapon code of up to eight characters. This field begins with a single slant (/) symbol followed by the applicable seven-digit alphanumeric character weapon code from Chapter VI, Table VI-1, pages VI-13 through 16, and the PAL code, if applicable, from Chapter VI, subparagraph 6f, pages VI-10 and 11.

SHP/43/BBBWXXYYYAA21/W1111NOD

(4) (U) Field four of the SHP set (RCV LOC) is mandatory. This field identifies the location code to which the weapon or weapons were shipped. This field begins with a single slant (/) symbol followed by the three-digit alphabetic character location code of the unit to which the weapon identified in field three of this set was shipped. (See Annex A, B, or C to Appendix D.)

SHP/43/BBBWXXYYYAA21/W1111NOD/AAA

(5) (U) Field five of the SHP set (SHP QTY) is mandatory. This field identifies the number of weapons shipped. This field begins with a single slant (/) symbol followed by the one- to three-digit numeric character of the number of weapons shipped to the location code identified in field four of this set.

SHP/43/BBBWXXYYYAA21/W1111NOD/AAA/2

(6) (U) Field six of the SHP set (SEQ NUM) is mandatory. This is the sequence number of this set relative to all other sets in the message. The NULOC set in the message will be number one, and each subsequent linear data set within the message will increase by one. This field begins

CJCSM 3150.04
15 December 1995

with a single slant (/) symbol followed by the one to three numeric characters of the sequence number of this set. This set is completed with a double slant (//) symbol end-of-set marker.

SHP/43/BBBWXXYYYAA21/W1111NOD/AAA/2/3//

h. (U) Receipt Set. The RCV set is conditional. This set is used when weapons have been received from another location code and are assigned to the charge code and OUIIC code in field two of this set. If weapons are received from more than one other location code or for more than one OUIIC and charge code combination, separate RCV sets must be used. The RCV set will always be used in conjunction with the WPN and WPNTR sets during peacetime. This set begins with the set identifier "RCV". The set has six fields.

NOTE: When the RCV set is used, the total in the WPN set always increases.

3N MAX	3A	6AN	4AN	8AN MAX	3A	3N MAX	3N MAX
RCV/	JDTG	/LOCATION	OUIIC	CHARGE/	WPN	CODE/	SHP
F1(M)		F2(M)		F3(M)	F4(M)	F5(M)	F6(M)

(1) (U) Field one of the RCV set (JDTG) is mandatory. This field begins with the single slant (/) symbol followed by the appropriate one- to three-digit Julian date.

RCV/43

(2) (U) Field two of the RCV set (LOCATIONOUIICCHARGE) is mandatory. This field identifies the location code of the unit where the transaction occurred, the applicable alphanumeric operational unit identification code assigned to the unit that can employ the weapon, and the charge code associated with the weapon. This field begins with a single slant (/) symbol. To complete this field properly, the three-digit alphabetic character location code of the site where the transaction occurred is entered (see Annex A, B, or C to Appendix D). The six-digit alphanumeric unit identification code of the operational unit that is intended to employ the weapon (for weapons not being held for an operational unit, the OUIIC of the storage unit is entered) and the four-digit alphanumeric charge code

associated with the weapon are entered. These three data elements must be entered all together, without separation or special characters between elements.

RCV/43/BBBWXXYYYYAA21

(3) (U) Field three of the RCV set (WPN CODE) is mandatory. This field is used to report a weapon code of up to eight characters. This field begins with a single slant (/) symbol followed by the applicable seven-digit alphanumeric character weapon code from Chapter VI, Table VI-1, pages VI-13 through 16, and the PAL code, if applicable, from Chapter VI, subparagraph 6f, page VI-10 and 11. The weapon code must be in agreement with field three of the WPN set.

RCV/43/BBBWXXYYYYAA21/W1111NOD

(4) (U) Field four of the RCV set (SHP LOC) is mandatory. This field identifies the location code from which the weapon or weapons were received. This field begins with a single slant (/) symbol followed by the three-digit alphabetic character location code of the unit from which the weapon identified in field three of this set was received. (See Annex A, B, or C to Appendix D.)

RCV/43/BBBWXXYYYYAA21/W1111NOD/ABA

(5) (U) Field five of the RCV set (RCV QTY) is mandatory. This field identifies the number of weapons received. This field begins with a single slant (/) symbol followed by the one- to three-digit numeric character of the number of weapons received from the location code identified in field four of this set.

RCV/43/BBBWXXYYYYAA21/W1111NOD/ABA/1

(6) (U) Field six of the RCV set (SEQ NUM) is mandatory. This is the sequence number of this set relative to all other sets in the message. The NULOC set in the message will be number one, and each subsequent linear data set within the message will increase by one. This field begins with a single slant (/) symbol followed by the one to three numeric characters of the sequence number of this set. This set is completed with a double slant (//) symbol end-of-set marker.

CJCSM 3150.04
15 December 1995

RCV/43/BBBWXXYYYYAA21/W1111NOD/ABA/1/4//

i. (U) Weapons Expended or Destroyed Set. The WED set is conditional. This set is used when a weapon or weapons have been expended, lost, or destroyed. The weapons must have been previously reported as being on hand, in hand, or red for the specific location, OUIIC and charge identified in field two of this set. The WED set will always be used in conjunction with the WPN and WPNTR sets during peacetime. This set begins with the set identifier "WED." The set has six fields.

NOTE: When the WED set is used, the total in the WPN set always decreases.

3N MAX	3A	6AN	4AN	8AN MAX	3N MAX	3N MAX 2A	3N MAX
WED/	JDTG	/LOCATION	OUIIC	CHARGE/	WPN CODE/	EXPENDED/	LOSS CODE/SEQ NUM//
F1(M)		F2(M)		F3(M)	F4(C)	F5(C)	F6(M)

(1) (U) Field one of the WED set (JDTG) is mandatory. This field begins with a single slant (/) symbol followed by the appropriate one- to three-digit Julian date.

WED/43

(2) (U) Field two of the WED set (LOCATIONOUIICCHARGE) is mandatory. This field identifies the location code of the unit where the transaction occurred, the applicable alphanumeric operational unit identification code assigned to the unit that can employ the weapon, and the charge code associated with the weapon. This field begins with a single slant (/) symbol. To complete this field properly, the three-digit alphabetic character location code of the site where the transaction occurred is entered (see Annex A, B, or C to Appendix D). The six-digit alphanumeric unit identification code of the operational unit that is intended to employ the weapon (for weapons not being held for an operational unit, the OUIIC of the storage unit is entered) and the four-digit alphanumeric charge code associated with the weapon are entered. These three data elements must be entered all together, without separation or special characters between elements.

WED/43/BBBWXXYYYYAA21

(3) (U) Field three of the WED set (WPN CODE) is mandatory. This field is used to report a weapon code of up to eight characters. This field begins with a single slant (/) symbol followed by the applicable seven-digit alphanumeric character weapon code from Chapter VI, Table VI-1, pages VI-13 through 16, and the PAL code, if applicable, from Chapter VI, subparagraph 6f, pages VI-10 and 11.

WED/43/BBBWXXYYYAA21/W1111NOD

(4) (U) Field four of the WED set (EXPENDED) is conditional. This field identifies the number of weapons actually expended (e.g., "fired"). This field begins with a single slant (/) symbol followed by the one- to three-digit numeric character of the number of weapons identified in field three actually expended.

WED/43/BBBWXXYYYAA21/W1111NOD/2

(5) (U) Field five of the WED set (LOSS CODE) is conditional. This field identifies the number of weapons that have been lost or destroyed, and the reason for the loss or destruction. Loss codes are listed below. This field begins with a single slant (/) symbol followed by the one- to three-digit numeric character of the number of weapons identified in field three that have actually been lost or destroyed and the reason code. These two data elements must be entered all together, without blanks or special characters separating them.

WED/43/BBBWXXYYYAA21/W1111NOD/2/3HL

(This example shows two weapons expended and three weapons lost by hostile land action.)

The following LOSS CODES must be used in field five only of the WED set:

- ED - Emergency Destruction
- HA - Hostile Air Action
- HL - Hostile Land Action
- HS - Hostile Sea Action
- IL - Inflight Loss or Crash
- JF - Jettison Over Land (Friendly)

CJCSM 3150.04
15 December 1995

- JH - Jettison Over Land (Hostile)
- JN - Jettison Over Land (Neutral)
- JW - Jettison Over International Waters
- LS - Lost at Sea
- TD - Teardown (DOE and DNA use only)
- UN - Other Reason (Specify circumstances in AMPN set)

(6) (U) Field six of the WED set (SEQ NUM) is mandatory. This is the sequence number of this set relative to all other sets in the message. The NULOC set in the message will be number one, and each subsequent linear data set within the message will increase by one. This field begins with a single slant (/) symbol followed by the one to three numeric characters of the sequence number of this set. This set is completed with a double slant (//) symbol end-of-set marker.

WED/43/BBBWXXYYAA21/W1111NOD/2/3HL/5//

j. (U) Weapons Transaction Set. The WPNTR set is conditional. This set will be used if a reportable status change has occurred to a weapon. It is submitted only during peacetime. The set amplifies information in the immediately preceding WPN, SHP, RCV, or WED sets, in that all reportable changes reflected in the WPN, SHP, and RCV sets are explained in this set by weapon serial number. Status changes requiring submission of NUREP messages are shown in paragraph 6, pages II-5 and 6. This set begins with the set identifier "WPNTR." The set has three fields.

30ANS MAX	57ANS MAX	3N MAX
WPNTR/TRANSACTION/SERIAL NUMBER(S)/SEQ NUM//		
F1(M)	F2(M)	F3(M)

(1) (U) Field one of the WPNTR set (TRANSACTION) is mandatory. This field is used to show the types of transactions affecting weapons. The transactions for this field are shown in Figure II-3, pages II-34 through 37. One or more transaction forms may be entered. Each transaction form will be separated from the next transaction form by a comma. This field begins with a single slant (/) symbol followed by the 1 to 30 alphanumeric or special characters from Figure II-3, to reflect the transaction forms affecting all serial numbers that will be shown in field two of this set.

WPNTR/S

(2) (U) Field two of the WPNTR set (SERIAL NUMBER) is mandatory. This field is used to report the serial numbers of the weapons affected by the transaction forms shown in field one of this set. This field begins with a single slant (/) symbol followed by as many serial numbers as are applicable until all serial numbers are listed or until another serial number plus the sequence number and the end-of-set marker will be more than 69 characters in the full set. Serial numbers will be separated by commas. Data from a single WPNTR set will not be continued on a second line. If more serial numbers are to be reported than the 69 characters allow, another complete WPNTR set will be used, including a SETID and fields one, two, and three.

WPNTR/S/123456

(3) (U) Field three of the WPNTR set (SEQ NUM) is mandatory. This is the sequence number of this set relative to all other sets in the message. The NULOC set in the message will be number one, and each subsequent linear data set within the message will increase by one. This field begins with a single slant (/) symbol followed by the one to three numeric characters of the sequence number of this set. This set is completed with a double slant (//) symbol end-of-set marker.

WPNTR/S/123456/6//

CJCSM 3150.04
15 December 1995

<u>DESCRIPTION</u>	<u>FORM</u>	<u>EXPLANATION</u>
Alteration Code Change	A&ALT CODE	This form is used to report a change in the alteration code of a weapon. The applicable alteration code from Chapter VI, Table VI-4, pages VI-33 through 40, will be entered after the ampersand (&), (A&ABC).
Add Item to Inventory	AD	This form is used only by FCDNA to add a new weapon to the stockpile inventory.
Charge Code Change	C	This form is used when the charge code for a weapon changes.
Charge Code Change by MTO	CM&MTO NUMBER	This form is used when the charge code for a weapon changes and the change was controlled by an MTO. The MTO number will follow the ampersand (CM&2139).
Delete Item From Inventory	DLT	This form is used to identify serial number items that have been deleted from the stockpile for any reason.
In Hands of Operational Unit	IH	This form is used to report weapons transferred into the hands of the operational unit. (See subparagraph 11f(5), page II-25.) This form will not be used for weapons on hand or red.
On Hand	OH	This form is used to report weapons transferred from in-hand or red to on hand for an OUIIC. (See subparagraph 11f(4), page II 25.) This form will not be used for weapons in the hands of an OUIIC or red.

(UNCLASSIFIED)

Figure II-3. (U) Transaction Forms for the WPNTR Set.
(Continued on next page.)

<u>DESCRIPTION</u>	<u>FORM</u>	<u>EXPLANATION</u>
Operationally Ready	Y	This form is used to report serial number items previously reported as not operationally ready but returned to an operationally ready status.
Not Operationally Ready	R	This form is used to report serial number items that do not meet operationally ready criteria. (See subparagraph 11f(6), page II-25.) Whenever this form is used, an amplification (AMPN) set must be used immediately following each WPNTR set explaining why the weapons are not operationally ready.
Received and In Storage	ROH	This form is used to report the receipt of serial number weapons that have not been immediately delivered to the OUIC. The form is not used by units capable of employing the weapons.
Received and In Hands Of	RIH	This form is used to report the receipt of serial number weapons received and delivered into the hands of an OUIC within one reporting period. The form is not used by storage or support units.
Received as Controlled by and MTO and in Storage	RMO&MTO NUMBER	This form is used for weapons received and whose shipment was controlled by an MTO, the weapons have not been delivered to an OUIC. The MTO number will follow the ampersand (RMO&1246T). See Chapter VI, subparagraph 4g, pages VI-2 and 3, MTO Number Composition.

(UNCLASSIFIED)

Figure II-3. (U) Transaction Forms for the WPNTR Set.
(Continued on next page.)

CJCSM 3150.04
15 December 1995

<u>DESCRIPTION</u>	<u>FORM</u>	<u>EXPLANATION</u>
Received as Controlled by and In Hands of OUIIC	RMI& MTO NUMBER	This form is used for weapons received and whose shipment was controlled by an MTO, and that have been delivered to the OUIIC within one reporting period. The MTO number will follow the ampersand (RMI&1246T). See Chapter VI, subparagraph 4g, pages VI-2 and 3, MTO Number Composition. This form is not used by storage or support units.
Received Red Controlled by MTO	RMR& MTO	This form is used when any not as operationally ready weapons are received and whose shipment was controlled by MTO.
Received Red	RR	This form is used to report the receipt of any not operationally ready weapons
Shipped	S	This form is used to report weapons shipped to another location.
Shipped as Controlled by MTO	SM& MTO NUMBER	This form is used to report weapons shipped to another location and whose shipment was controlled by an MTO. The MTO number will follow the ampersand (SM&1246T). See Chapter VI, subparagraph 4g, pages VI-2 and 3, MTO Number Composition.
Shipped Red as Controlled by MTO	SMR& MTO	This form is used when any not operationally ready weapons are shipped to another location and whose shipment was controlled by an MTO.

(UNCLASSIFIED)

Figure II-3. (U) Transaction Forms for the WPNTR Set.
(Continued on next page.)

<u>DESCRIPTION</u>	<u>FORM</u>	<u>EXPLANATION</u>
OUIC Change	U	This form is used when the OUIC for a specific weapon changes.
Weapon Code Change	W	This form is used when the weapon code for a specific weapon changes.
Expended	EXP	This form is used to identify serial number items being expended from the stockpile. A WED set is required when using this transaction form.
Destroyed	DES	This form is used to identify serial number items destroyed and being dropped from the stockpile. A WED set is required when using this transaction form.

(UNCLASSIFIED)

Figure II-3. (U) Transaction Forms for the WPNTR Set
(Concluded)

CJCSM 3150.04
15 December 1995

k. (U) Component Exchange Set. The COMPEX set is conditional. This set will be used any time a reportable component is removed, installed, or replaced on a weapon. It is submitted only during peacetime. The set is used to identify the weapon on which a component is being installed, removed, or replaced. The COMPEX set will always be followed by one or more COMP sets, the COMP sets in this case identifying the components installed or removed from the item identified in this COMPEX set. This set begins with the set identifier "COMPEX," which has three fields.

8AN MAX	9AN MAX	3N MAX
COMPEX/WPN CODE/SERIAL NUMBER/SEQ NUM//		
F1(M)	F2(M)	F3(M)

(1) (U) Field one of the COMPEX set (WPN CODE) is mandatory. This field is used to identify the weapon code on which the component is being installed, removed, or replaced. This field begins with a single slant (/) symbol followed by the weapon code and PAL code if applicable from Chapter VI, Table VI-1, pages VI-13 through 16, of the assembly on which the component is being installed, removed, or replaced.

COMPEX/W1122NBO

(2) (U) Field two of the COMPEX set (SERIAL NUMBER) is mandatory. This field will reflect the serial number of the weapon code identified in field one of this set. This field begins with a single slant (/) symbol followed by the serial number of the item identified in field one of this COMPEX set.

COMPEX/W1122NBO/123456

(3) (U) Field three of the COMPEX set (SEQ NUM) is mandatory. This is the sequence number of this set relative to all other sets in the message. The NULOC set in the message will be number one, and each subsequent linear data set within the message will increase by one. This field begins with a single slant (/) symbol followed by the one to three numeric characters of the sequence number of this set. This set is completed with a double slant (//) symbol end-of-set marker.

COMPEX/W1122NBO/123456/7//

1. (U) Component Transactions Set. The COMP set is conditional. This set is used whenever a reportable change occurs to a component not covered by a transaction form on the WPNTR set within the same NUREP message. It is submitted only during peacetime. Transaction forms that affect both the component and the weapon on which a component is installed will not require a COMP set for that component. These transaction forms are not required because the transaction forms reported on the WPNTR set for the weapon also affect all installed components when the transaction forms for shipment, receipt, alteration code change, and for charge code changes are reported on the WPNTR set. This set begins with the set identifier "COMP." The COMP set has four fields.

8AN MAX	30ANS MAX	50ANS MAX	3N MAX
COMP/COMPONENT CODE/	TRANSACTION/SERIAL	NUMBER(S)/SEQ	NUM//
F1(M)	F2(M)	F3(M)	F4(M)

(1) (U) Field one of the COMP set (COMPONENT CODE) is mandatory. This field begins with a single slant (/) symbol followed by the eight alphanumeric component code. This field identifies the reportable component affected by the transaction form. The component code from Chapter VI, Table VI-2, pages VI-19 through 22 is entered.

COMP/G1111XA

(2) (U) Field two of the COMP set (TRANSACTION) is mandatory. This field is used to show the types of transaction forms affecting components. The transaction forms for this field are shown in Figure II-4, pages II-40 through 42. One or more transaction forms affecting serial number components may be used. Each transaction form will be separated from the next form by a comma. This field begins with a single slant (/) symbol followed by the 1 to 30 alphanumeric or special characters from Figure II-4, to reflect the transaction forms affecting all serial numbers that will be shown in field three of this set.

COMP/G1111XA/ROH&SSS

CJCSM 3150.04
15 December 1995

<u>DESCRIPTION</u>	<u>FORM</u>	<u>EXPLANATION</u>
Alteration Code Change (Fuzes & Shape Components)	A&ALT CODE	This form is used to report a change in the alteration code of a component (fuze or shape) not associated with a weapon. The applicable alteration code from Chapter VI, Table VI-3, pages VI-25 through 32, will be entered after the ampersand (A&ABC).
Add Item to Inventory	AD	This form is used to add a new component to the inventory. A component color code must be used for all component codes except for a generator or reservoir.
Charge Code Change	C&NEW CHRG CODE	This form is used when the charge code for a fuze or shape component not associated with a weapon changes. The new charge code will follow the ampersand (C&4W44).
Charge Code Change Controlled by MTO	CM&NEW CHRG CODE&MTO NUMBER	This form is used when the charge code for a fuze or shape component not associated with a weapon changes and the change was controlled by an MTO. The new charge code will follow the first ampersand and the MTO number will follow the second ampersand (CM&4W44&1243).
Component Code Change	CC	This form is used when the component code changes on a fuze or shape not associated with a weapon.
Delete Item From Inventory	DLT	This form is used to show serial number items deleted from the stockpile for any reason.

(UNCLASSIFIED)

Figure II-4. (U) Transaction Forms for the COMP Set.
(Continued on next page.)

<u>DESCRIPTION</u>	<u>FORM</u>	<u>EXPLANATION</u>
Install Component on Weapon	IS	This form is used to identify when a component is installed on a weapon.
New G/V Manufacture Dates	P&MONTH YEAR	This form is used to identify the generator and reservoir manufacture dates. A two-character month followed by the two-character year will follow the ampersand (P&0681).
On Hand	OH	This form is used to report components on hand at a storage site.
Operationally Ready	Y	This form is used to report items previously reported as not operationally ready that have been returned to an operationally ready status. Do not use for a generator or reservoir.
Not Operationally Ready	R	This form is used to report components not associated with weapons that do not meet criteria to be operationally ready for use. (Form will not be used for a generator or reservoir.) When this form is used, an amplification (AMPN) set must immediately follow this set explaining why the component is not operationally ready.
Received	ROH& LOCATION	This form is used to report the receipt of a component not associated with a weapon. The location of the shipping organization (for intermediate or transshipment location, when applicable) will follow the ampersand (ROH&ABC).

(UNCLASSIFIED)

Figure II-4. (U) Transaction Forms for the COMP Set.
(Continued on next page.)

CJCSM 3150.04
15 December 1995

<u>DESCRIPTION</u>	<u>FORM</u>	<u>EXPLANATION</u>
Received as Controlled by MTO	RMO& LOCATION &MTO	This form is used to report components, not associated with a weapon, that have been received and whose shipment was controlled by an MTO. (Form will not be used for a generator or reservoir.) The location of the shipping unit is entered after the first ampersand and the MTO number controlling shipment is entered after the second ampersand (RMO&ABC&1243T).
Received Red	RR& LOCATION	This form is used to report the receipt of any not operationally ready components. (Form will not be used for a generator or reservoir.)
Remove Component From Weapon	RMV	This form is used to report removed from a weapon.
Shipped	S& LOCATION	This form is used to report components, not associated with weapons, shipped to another location. The location of the receiving organization will follow the ampersand (S&ABC).
Shipped as Controlled by MTO	SM& LOCATION &MTO NUMBER	This form is used to report components not associated with weapons, shipped to another location, and whose shipment was controlled by an MTO. (Form will not be used for a generator or reservoir.) The location of the receiving organization will follow the first ampersand and the MTO number will follow the second ampersand (SM&ABC&1243T).

(UNCLASSIFIED)

Figure II-4. (U) Transaction Forms for the COMP Set.
(Concluded)

(3) (U) Field three of the COMP set (SERIAL NUMBER) is mandatory. This field is used to report the serial numbers of the components affected by transaction forms shown in field two. This field begins with a single slant (/) symbol followed by as many serial numbers as applicable until all serial numbers are listed or until another serial number plus the sequence number and end-of-set marker will be more than the 69 characters allowed. Serial numbers will be separated by commas. Data from a single COMP set will not be continued on a second line. If more serial numbers are to be reported than the 69 characters allow, another complete COMP set will be used, including SETID and fields one, two, three, and four.

COMP/G1111XA/ROH&SSS/123456,234567,345678

(4) (U) Field four of the COMP set (SEQ NUM) is mandatory. This is the sequence number of this set relative to all other sets in the message. The NULOC set in the message will be number one, and each subsequent linear data set within the message will increase by one. This field begins with a single slant (/) symbol followed by the one to three numeric characters of the sequence number of this set. This set is completed with a double slant (//) symbol end-of-set marker.

COMP/G1111XA/ROH&SSS/123456,234567,345678/8//

m. (U) Location Identification Information Change Set. The LOC set is conditional. This set begins with the set identifier "LOC." To establish a new location, the LOC set is used, followed by a mandatory AMPN set stating the urgency of need (i.e., approximate date assets will be at that location) and a mandatory LUIC set. The LOC set is also used any time there is a change in one or more of the following location identification information items:

Location Code.

Geographic Location Code (not reported by Navy afloat "NN" units).

Site Name.

Country or State Name (not reported by Navy afloat "NN" units).

Site Coordinates; i.e., latitude and longitude, (not reported by Navy afloat "NN" units).

CJCSM 3150.04
15 December 1995

Changes to site information may be reported to FCDNA or by FCDNA to data users. Requests for a location code to be assigned by FCDNA may be made by including "AAA" in field two of this set and including all other applicable information. This set has seven fields.

3N MAX	4A	4AN	2AN	15AN	20ANB MAX	3N MAX
LOC/ JDTG /LOCATION/GEOLOC CODE/CNTRY CODE/COORDINATES/SITE NAME/SEQ NUM//						
F1(M)	F2(M)	F3(C)	F4(C)	F5(C)	F6(C)	F7(M)

(1) (U) Field one of the LOC set (JDTG) is mandatory. This field begins with a single slant (/) symbol followed by the appropriate one- to three-digit Julian date.

LOC/43

(2) (U) Field two of the LOC set (LOCATION) is mandatory. This field begins with a single slant (/) symbol followed by an "A" (add), "C" (change), or "D" (delete) followed by a three alphabetic character location code assigned by FCDNA to each nuclear storage area. An "A" is entered to add a location code, a "D" to delete the existing location code, or a "C" if subsequent data fields contain changes to the existing location code. The location code itself cannot be changed; it can only be deleted when the location is disestablished or deleted from use. Following C or D, the location code from Annex A, B, or C to Appendix D is entered. If a location code has not been assigned to this storage site, AAAA is entered in this field. If AAAA is entered, FCDNA will immediately assign a location code and notify the applicable logistic agent who, in turn, will notify the appropriate reporting unit.

LOC/43/AAAA

(3) (U) Field three of the LOC set (GEOLOC CODE) is conditional. This field will be reported when the geographic location code of a unit changes or is established initially. This field begins with a single slant (/) symbol followed by the new four alphanumeric character geographic location code. (Not applicable for Navy afloat "NN" units.)

LOC/43/AAAA/XABA

(4) (U) Field four of the LOC set (CNTRY CODE) is conditional. This field will be used to identify the two-character country or state code of a new site. This field begins with a single slant (/) symbol followed by the two alphanumeric character code from Chapter VI, Table VI-5, pages VI-45 and 48. (Not applicable for Navy afloat "NN" units.)

LOC/43/AAAA/XABA/66

(5) (U) Field five of the LOC set (COORDINATES) is conditional. This field will be used to identify the latitude and longitude of a new site or to change the latitude or longitude reported for an existing site. This field begins with a single slant (/) symbol followed by the six numeric character latitude followed by an "N" (north) or "S" (south) and the seven numeric character longitude followed by an "E" (east) or "W" (west). The coordinates listed will be the approximate center of the storage location. (Not applicable for Navy afloat "NN" units.) The acceptable information in the coordinates field is as follows:

Latitude

Position	Information	Range
1-2	Degrees	00-90
3-4	Minutes	00-59
5-6	Seconds	00-59
7	Direction	"N" or "S"

Longitude

Position	Information	Range
8-10	Degrees	00-180
11-12	Minutes	00-59
13-14	Seconds	00-59
15	Direction	"E" or "W"

LOC/43/AAAA/XABA/66/373722N0971602E

CJCSM 3150.04
15 December 1995

(6) (U) Field six of the LOC set (SITENAME) is conditional. This field is used when a new site is established or the name of an existing site is changed. This field begins with a single slant (/) symbol followed by the new site name of 1 to 20 alphanumeric and blank characters. This name will be the same as that submitted for inclusion in Annex A, B, or C to Appendix D.

LOC/43/AAAA/XABA/66/373722N0971602E/MOONDOCK NY

(7) (U) Field seven of the LOC set (SEQ NUM) is mandatory. This is the sequence number of this set relative to all other sets in the message. The NULOC set in the message will be number one, and each subsequent linear data set within the message will increase by one. This field begins with a single slant (/) symbol followed by the one to three numeric characters of the sequence number of this set. This set is completed with a double slant (//) symbol end-of-set marker.

LOC/43/AAAA/XABA/66/373722N0971602E/MOONDOCK NY/9//

n. (U) Location Unit Identification Change Set. The LUIC set is conditional. This set is used to report the OUIIC or RUIIC any time a new location is established or when a change is required to the RUIIC or OUIIC. This set begins with the set identifier "LUIC." This set has five fields.

	3N MAX		3A		7AN		6AN		3N MAX
LUIC/	JDTG	/	LOCATION	/	OUIIC	/	RUIIC	/	SEQ NUM//
	F1(M)		F2(M)		F3(C)		F4(C)		F5(M)

(1) (U) Field one of the LUIC set (JDTG) is mandatory. This field begins with a single slant (/) symbol followed by the appropriate one- to three-digit Julian date.

LUIC/43

(2) (U) Field two of the LUIC set (LOCATION) is mandatory. This field begins with a single slant (/) symbol followed by the location code where an OUIIC or RUIIC change occurred. If no location code has been assigned, AAA is entered; otherwise the three-digit alphabetic character location code is entered. Note that when AAA is entered, the preceding set must be a LOC set.

LUIC/43/ABA

(3) (U) Field three of the LUIC set (OUIC) is conditional. This field begins with a single slant (/) symbol. This field will be used to add or delete an OUIC associated with a specific location code. To add a new OUIC, an "A" is entered followed by the new OUIC; e.g., AFFB130. To delete an old OUIC, a "D" is entered followed by the OUIC to be deleted; e.g., DFFB130.

LUIC/43/ABA/DFFB130

(4) (U) Field four of the LUIC set (RUIC) is conditional. This field will be used to add the RUIC for a new location code. This field begins with a single slant (/) symbol followed by the six-digit alphanumeric unit identification code of the reporting unit. Normally, RUICs are only added; once assigned, they are identified with the location code until that location code itself is deleted. However, should a change occur, enter the new RUIC in this field.

LUIC/43/ABA/DFFB130/WAXXAA

(5) (U) Field five of the LUIC set (SEQ NUM) is mandatory. This is the sequence number of this set relative to all other sets in the message. The NULOC set in the message will be number one, and each subsequent linear data set within the message will increase by one. This field begins with a single slant (/) symbol followed by the one to three numeric characters of the sequence number of this set. This set is completed with a double slant (//) symbol end-of-set marker.

LUIC/43/ABA/DFFB130/WAXXAA/10//

o. (U) Reference Set. The REF set is conditional. This set is used in conjunction with an AMPN set to correct errors reported in previously submitted reports or to amplify data previously reported. It specifically identifies information reported in the MSGID and EFDT sets of the previous message being referenced. This set is normally the last major set before the RMKS set and must be followed by an AMPN set, which identifies the specific corrections to be made. More than one REF set may be used in any report, but each one must refer to a previous message. Conversely, the REF set and its associated AMPN set may refer to only one previous message. This set begins with the set identifier "REF." This set has five fields.

CJCSM 3150.04
15 December 1995

NOTE: The report number in the MSGID set of any report containing a REF set must be a new report number, at least one greater than the report being referenced.

5A	20ANB MAX	7AN	3A	3N MAX
REF/MSG TYPE/ORIGINATOR/DATE-TIME GROUP/MONTH/REPORT NUMBER//				
F1(M)	F2(M)	F3(M)	F4(M)	F5(M)

(1) (U) Field one of the REF set (MSG TYPE) is mandatory. This field begins with a single slant (/) symbol followed by the term "NUREP."

REF/NUREP

(2) (U) Field two of the REF set (ORIGINATOR) is mandatory. This field begins with a single slant (/) symbol followed by the originator from field two of the MSGID set of the message being referenced.

REF/NUREP/SUMMERS AFB

(3) (U) Field three of the REF set (DATE-TIME GROUP) is mandatory. This field begins with a single slant (/) symbol followed by the date-time group from field one of the EFDT set of the message being referenced.

REF/NUREP/SUMMERS AFB/012359Z

(4) (U) Field four of the REF set (MONTH) is mandatory. This field begins with a single slant (/) symbol followed by the month from field two of the EFDT set of the message being referenced.

REF/NUREP/SUMMERS AFB/012359Z/SEP

(5) (U) Field five of the REF set (REPORT NUMBER) is mandatory. This field begins with a single slant (/) symbol followed by the one to three numeric characters of the report number from field three of the MSGID set of the message being referenced. This set is completed with a double slant (//) symbol end-of-set marker.

REF/NUREP/SUMMERS AFB/012359Z/SEP/123//

p. (U) Amplification Set. The AMPN set is conditional. This set is used to insert an explanation or additional information concerning only the immediately preceding linear data set. The AMPN set can be used to amplify any linear data set. However, if the AMPN set is used to show additional information about one serial number item out of a group of serial number items in a set, the particular serial number being amplified must be identified in the AMPN set. Up to five lines of 69 characters or less may be used in the AMPN set. Each line after the first will start at the left margin and will not be preceded by a SETID or field marker. The SETID "AMPN" is used only in the first line. The end-of-set marker will appear in the last line of data only.

5 LINES MAX
AMPN/ FREE TEXT //
F1(M)

The set has one mandatory field. Any characters can be entered except a slant (/) or a double slant (//) between the field marker and the end-of-set marker. This set is completed with a double slant (//) symbol end-of set marker.

AMPN/CHANGE SERIAL NUMBER ON WPNTR 2 TO READ 78213 VICE 78123//

NOTE: The AMPN set must be used under the following conditions:

- (1) (U) A color code change from yellow (operational) to red (nonoperational).
- (2) (U) To provide the corrections with a REF set.
- (3) (U) Whenever a location code is added or deleted.

q. (U) Narrative Set. The NARR set is optional. This set may be used to insert an explanation or additional information concerning two or more immediately preceding sets. The sets and data within the sets referenced must be self-evident from the narrative. Five lines of 69 characters or less may be used in the NARR set. Each line after the first will start at the left margin and will not be preceded by a SETID or field marker. The SETID "NARR" is used only in the first line. The end-of-set marker will appear as the last item in the last line of data only.

~~SECRET~~

CJCSM 3150.04
15 December 1995

5 LINES MAX
NARR/ FREE TEXT //
F1(M)

The NARR set has one mandatory field. Any characters can be entered except a slant (/) or a double slant (//) between the field marker and the end-of-set marker. This set is completed with a double slant (//) symbol end-of-set marker.

NARR/THIS COMPONENT EXCHANGE WAS AHEAD OF SCHEDULE DUE TO THIS UNIT BEING RETURNED TO THE MAINTENANCE BAY FOR UNSCHEDULED MAINTENANCE ONE MONTH AHEAD OF SCHEDULED MAINTENANCE//

r. (U) Remarks Set. The RMKS set is mandatory and will always be the last set in the message. This set will be used to identify the total number of lines within the message. It can also be used to give a narrative explanation of the entire message if needed. Five lines of 69 characters or less may be used in the RMKS set. Each line after the first will start at the left margin and will not be preceded by a SETID or field marker. The SETID "RMKS" will be used only in the first line.

5 LINES MAX
RMKS/ FREE TEXT //
F1(M)

(1) (U) Field one of the RMKS set is mandatory. The first item in the field will always be an Arabic numeral entry specifying the number of lines in the message starting with the line of the MSGID set and including all lines of all sets up to and including the first line of the RMKS set. The Arabic numeral entry will be followed by a blank space plus the word "LINES." This set is completed with a double slant (//) symbol.

RMKS/19 LINES//

(2) (U) If a narrative explanation is needed, it will follow the line count. Subsequent lines of the RMKS set will not be included in the line count. All information after the line count will be separated by commas rather

II-50

~~SECRET~~

than field markers. This set is completed with a double slant (//) symbol end-of-set marker. The RMKS set must be the last set used in all WSR messages.

RMKS/19 LINES, X06422B1 REC LESS 3 PCS//

12. (U) Examples. The following are examples of reports. Each example is unique in itself; therefore, quantities do NOT support one another. The JDTG is subject to change depending on whether it is a leap year or not.

a. (U) Receive Weapons On Hand

MSGID/NUREP/BOONDOCKS AFB/1//
EFDT/092359Z/AUG//
NULOC/221/ABC/WSR/-/-/1//
WPN/221/ABCABCDEF9Y99/E2222BMP/5/0/0/2//
RCV/221/ABCABCDEF9Y99/E2222BMP/DDD/5/3//
WPNTR/ROH/12345,23456,34567,45678,56789/4//
RMKS/7 LINES//

COMMENT: RCV set is required and must follow WPN set.

b. (U) Receive Weapons In Hand

MSGID/NUREP/BOONDOCKS AFB/2//
EFDT/102359Z/AUG//
NULOC/222/ABC/WSR/-/-/1//
WPN/222/ABCABCDEF9Y99/E2222BMP/5/5/0/2//
RCV/222/ABCABCDEF9Y99/E2222BMP/DDD/5/3//
WPNTR/RIH/67890,78901,89012,90123,01234/4//
RMKS/7 LINES//

c. (U) Receive Weapons On Hand when Directed by MTO

MSGID/NUREP/BOONDOCKS AFB/3//
EFDT/102359Z/AUG//
NULOC/222/ABC/WSR/-/-/1//
WPN/222/ABCABCDEF9Y99/E2222BMP/7/5/0/2//

CJCSM 3150.04
15 December 1995

RCV/222/ABCABCDEF9Y99/E2222BMP/DDD/2/3//
WPNTR/RMO&1234T/02345,03456/4//
RMKS/7 LINES//

COMMENT: See Chapter VI, subparagraph 4g, pages VI-2 and 3, MTO
Number Composition.

d. (U) Receive Weapons In Hand when Directed by MTO

MSGID/NUREP/BOONDOCKS AFB/4//
EFDT/122359Z/AUG//
NULOC/224/ABCWSRJ-I-I-1//
WPN/224/ABCABCDEF9Y99/E2222BMP/7/7/0/2//
RCV/224/ABCABCDEF9Y99/E2222BMP/DDD/2/3//
WPNTR/RMI&1235T/05678,06789/4//
RMKS/7 LINES//

COMMENT: See Chapter VI, subparagraph 4g, pages VI-2 and 3, MTO
Number Composition.

e. (U) Ship Weapons from On Hand

MSGID/NUREP/BOONDOCKS AFB/5//
EFDT/132359Z/AUG//
NULOC/225/ABCWSRJ-I-I-1//
WPN/225/ABCABCDEF9Y99/E2222BMP/5/7/0/2//
SHP/225/ABCABCDEF9Y99/E2222BMP/DDD/2/3//
WPNTR/S/12345,23456/4//
RMKS/7 LINES//

COMMENT: SHP set is required and must follow the WPN set.

f. (U) Ship Weapons from In Hand

MSGID/NUREP/BOONDOCKS AFB/6//
EFDT/142359Z/AUG//
NULOC/226/ABCWSRJ-I-I-1//
WPN/226/ABCABCDEF9Y99/E2222BMP/5/5/0/2//

SHP/226/ABCABCDEF9Y99/E2222BMP/DDD/2/3//
WPNTR/S/05678,06789/4//
RMKS/7 LINES//

COMMENT: SHP set is required and must follow the WPN set.

g. (U) Ship Weapons from On Hand when Directed by MTO

MSGID/NUREP/BOONDOCKS AFB/7//
EFDT/152359Z/AUG//
NULOC/227/ABC/WSRJ-1-1-1//
WPN/227/ABCABCDEF9Y99/E2222BMP/4/5/0/2//
SHP/227/ABCABCDEF9Y99/E2222BMP/DDD/1/3//
WPNTR/SM&1236T/34567/4//
RMKS/7 LINES//

COMMENT: SHP set is required and must follow the WPN set.
See Chapter VI, subparagraph 4g, pages VI-2 and 3, MTO
Number Composition.

h. (U) Ship Weapons from In Hand when Directed by MTO

MSGID/NUREP/BOONDOCKS AFB/8//
EFDT/162359Z/AUG//
NULOC/228/ABC/WSRJ-1-1-1//
WPN/228/ABCABCDEF9Y99/E2222BMP/4/4/0/2//
SHP/228/ABCABCDEF9Y99/E2222BMP/DDD/1/3//
WPNTR/SM&1237T/678901/4//
RMKS/7 LINES//

COMMENT: SHP set is required and must follow the WPN set.
See Chapter VI, subparagraph 4g, pages VI-2 and 3, MTO
Number Composition.

i. (U) Change Weapon Charge Code

MSGID/NUREP/BOONDOCKS AFB/9//
EFDT/172359Z/AUG//
NULOC/229/ABC/WSRJ-1-1-1//
WPN/229/ABCABCDEF9Y99/E2222BMP/3/4/0/2//

CJCSM 3150.04
15 December 1995

WPN/229/ABCABCDEF9X99/E2222BMP/1/0/0/3//
WPNTR/C/45678/4//
RMKS/7 LINES//

COMMENT: WPN set containing old charge code must precede WPN set containing new charge code (see subparagraph 7a, page II-6).

j. (U) Change Weapon Charge Code when Directed by MTO

MSGID/NUREP/BOONDOCKS AFB/10//
EFDT/182359Z/AUG//
NULOC/230/ABC/WSR/-/-/1//
WPN/230/ABCABCDEF9Y99/E2222BMP/3/3/0/2//
WPN/230/ABCABCDEF9X99/E2222BMP/2/0/0/3//
WPNTR/CM&1233/89012/4//
RMKS/7 LINES//

COMMENT: WPN set containing old charge code must precede WPN set containing new charge code. See subparagraph 7a, page II-6, Special Instructions for Changes to Charge Code; and Chapter VI, subparagraph 4g, pages VI-2 and 3, MTO Number Composition.

k. (U) Change OUIIC

MSGID/NUREP/BOONDOCKS AFB/11//
EFDT/192359Z/AUG//
NULOC/231/ABC/WSR/-/-/1//
WPN/231/ABCABCDEF9X99/E2222BMP/0/0/0/2//
WPN/231/ABCGHIJKL9X99/E2222BMP/2/0/0/3//
WPNTR/U/45678,89012/4//
RMKS/7 LINES//

COMMENT: WPN set containing old OUIIC must precede WPN set containing new OUIIC (see subparagraph 7a, page II-6).

1. (U) Change Alt Code

MSGID/NUREP/BOONDOCKS AFB/12//
EFDT/202359Z/AUG//
NULOC/232/ABC/WSRJ--1-1//
WPN/232/ABCABCDEF9Y99/E2222BMP/3/3/0/2//
WPNTR/A&CCC/56789/3//
RMKS/6 LINES//

m. (U) Transfer Weapons from On Hand to In Hand

MSGID/NUREP/BOONDOCKS AFB/15//
EFDT/232359Z/AUG//
NULOC/235/ABC/WSRJ--1-1//
WPN/235/ABCABCDEF9Y99/E2222BMP/0/6/0/2//
WPNTR/IH/56789,02345,03456/3//
RMKS/6 LINES//

n. (U) Transfer Weapons from In Hand to On Hand

MSGID/NUREP/BOONDOCKS AFB/16//
EFDT/242359Z/AUG//
NULOC/236/ABC/WSRJ--1-1//
WPN/236/ABCABCDEF9Y99/E2222BMP/3/3/0/2//
WPNTR/OH/56789,02345,03456/3//
RMKS/6 LINES//

o. (U) Transfer Weapons from On Hand to Red

MSGID/NUREP/BOONDOCKS AFB/17//
EFDT/252359Z/AUG//
NULOC/237/ABC/WSRJ--1-1//
WPN/237/ABCABCDEF9Y99/E2222BMP/2/3/1/2//
WPNTR/R/03456/3//
AMPN/CABLE BROKEN, NOT REPAIRABLE//
RMKS/7 LINES//

COMMENT: Reason for red shown in AMPN set.

CJCSM 3150.04
15 December 1995

p. (U) Transfer Weapons from Red In Hand to Yellow On Hand

MSGID/NUREP/BOONDOCKS AFB/18//
EFDT/262359Z/AUG//
NULOC/238/ABC/WSR/-/-/1//
WPN/238/ABCABCDEF9Y99/E2222BMP/3/3/0/2//
WPNTY,OH/03456/3//
RMKS/6 LINES//

COMMENT: Transaction form OH is required only if weapon is changing from IH.

q. (U) Transfer Weapons from In Hand to Red

MSGID/NUREP/BOONDOCKS AFB/19//
EFDT/272359Z/AUG//
NULOC/239/ABC/WSR/-/-/1//
WPN/239/ABCABCDEF9Y99/E2222BMP/3/2/1/2//
WPNTR/R/90123/3//
AMPN/LLCS HAVE EXPIRED AWAITING RECEIPT OF LLC KITS//
RMKS/7 LINES//

COMMENT: Reason for red shown in AMPN set.

r. (U) Transfer Weapons from Red On Hand to Yellow In Hand

MSGID/NUREP/BOONDOCKS AFB/20//
EFDT/282359Z/AUG//
NULOC/240/ABC/WSR/-/-/1//
WPN/240/ABCABCDEF9Y99/E2222BMP/3/3/0/2//
WPNTY,IH/90123/3//
RMKS/6 LINES//

COMMENT: Transaction form IH is required only if weapon is changing from OH.

s. (U) Bulk Charge Code Change (Navy Only)

MSGID/NUREP/DOCKS/21//
EFDT/112359Z/AUG//
NULOC/223/SSS/CM/-/9N99/1230D/1//
RMKS/4 LINES//

COMMENT: All fields are used in the NULOC set.

t. (U) Remove and Install LLCs in Weapon

MSGID/NUREP/FT DOCK ISLAND/6//
EFDT/042359Z/SEP//
NULOC/247/ABB/WSR/-/-/1//
COMPEX/E2222UNN/678901/2//
COMP/G22220X/RMV/33445566,65436543/3//
COMP/V33330X/RMV/98765/4//
COMP/G22220X/IS/12345678,9012345/5//
COMP/V33330X/IS/96543/6//
RMKS/9 LINES//

u. (U) Remove LLCs from Weapon and Weapon Code Change

MSGID/NUREP/FT DOCK ISLAND/7//
EFDT/052359Z/SEP//
NULOC/248/ABB/WSR/-/-/1//
WPN/248/ABBABCDEF9Y99/E22220BM/2/3/0/2//
WPN/248/ABBABCDEF9Y99/E2222XBM/1/0/0/3//
WPNTR/W/678901/4//
COMPEX/E22220BM/678901/5//
COMP/G22220X/RMV/12345678,9012345/6//
COMP/V33330X/RMV/96543/7//
RMKS/10 LINES//

v. (U) Receive LLC

MSGID/NUREP/BOONDOCKS AFB/23//
EFDT/062359Z/SEP//
NULOC/249/ABC/WSR/-/-/1//

CJCSM 3150.04
15 December 1995

COMP/V33330X/ROH&ZZZ/96543/2//
RMKS/5 LINES//

- w. (U) Receive Unassociated Fuze or Shape when Directed by MTO

MSGID/NUREP/BOONDOCKS AFB/24//
EFDT/072359Z/SEP//
NULOC/250/ABC/WSR/-/-/1//
COMP/S22X1BM/RMO&ZZZ&1230T/09876/2//
RMKS/5 LINES//

COMMENT: See Chapter VI, subparagraph 4g, pages VI-2 and 3, MTO
Number Composition.

- x. (U) Change Charge Code on Unassociated Fuze or Shape

MSGID/NUREP/BOONDOCKS AFB/25//
EFDT/082359Z/SEP//
NULOC/251/ABC/WSR/-/-/1//
COMP/S22X1BM/C&9X99/09876/2//
RMKS/5 LINES//

- y. (U) Change Charge Code on Unassociated Fuze or Shape when
Directed by MTO

MSGID/NUREP/BOONDOCKS AFB/26//
EFDT/092359Z/SEP//
NULOC/252/ABC/WSR/-/-/1//
COMP/S22X1BM/CM&8X88&1240/09876/2//
RMKS/5 LINES//

COMMENT: See Chapter VI, subparagraph 4g, pages VI-2 and 3, MTO
Number Composition.

z. (U) Change Alt Code on Unassociated Fuze or Shape

MSGID/NUREP/BOONDOCKS AFB/27//
EFDT/102359Z/SEP//
NULOC/253/ABC/WSR/-/-/1//
COMP/S22X1BM/A&CFG/09876/2//
RMKS/5 LINES//

aa. (U) Add a New Location/Delete a Location

MSGID/NUREP/JAMESTOWN/1//
EFDT/112359Z/SEP//
NULOC/254/AAA/WSR/-/-/1//
LOC/254/AAA/JRST/33/123456N0895959E/JAMESTOWN NEW JERSEY/2//
AMPN/URGENCY OF NEED: ASSETS WILL BE RECEIVED AT THIS LOCATION 2 OCT 95//
LUIC/254/AAA/AXXOUIC/XXRUIC/3//
RMKS/7 LINES//

MSGID/NUREP/JAMESTOWN/19//
EFDT/232359Z/APR//
NULOC/113/ABC/WSR/-/-/1//
LOC/113/DABC/-/-/1/2//
AMPN/DEL LOC DUE TO DEACTIVATION//
RMKS/6 LINES//

ab. (U) Change Weapon Code; Remove and Change Color Code of PAL Device

MSGID/NUREP/HANDY 12 ORD/16//
EFDT/022359Z/MAR//
NULOC/61/COW/WSR/-/-/1//
WPN/61/COWWARM559W99/W2112NDO/8/0/0/2//
WPN/61/COWWARM559W99/W2112NDN/1/0/0/3//
WPNTR/W/70907/4//
COMPEX/W2112NDO/70907/5//
COMP/K2107NX/RMV,R/COLBEE/6//
AMPN/COMPONENT REJECTED IN ACCORDANCE WITH CRITERIA IN
PARAGRAPH 4-1-2A OF T.M. 21R-5-7//
RMKS/11 LINES//

CJCSM 3150.04
15 December 1995

COMMENT: Removal of PAL device causes weapon code to change. AMPN set reports reason for red component.

NOTE: WPN set containing old weapon code must precede WPN set containing new weapon code (see subparagraph 7a, page II-6)

ac. (U) Change Weapon Code

MSGID/NUREP/HANDY 12 ORD/16//
EFDT/022359Z/MAR//
NULOC/61/COWWSRJ-I-I-1//
WPN/61/COWWARM559W99/W2112NDO/8/0/0/2//
WPN/61/COWWARM559W99/W2112NDN/1/0/0/3//
WPNTR/W/70907/4//
RMKS/7 LINES//

ad. (U) Correction to Previous WSR (OUIC)

MSGID/NUREP/HANDY 12 ORD/26//
EFDT/282359Z/FEB//
NULOC/59/ABAWSRJ-I-I-1//
REF/NUREP/HANDY 12 ORD/102359Z/FEB/23//
AMPN/CHANGE THE OUIC ON WPN3 FROM XAAFA3 TO XAAFAB. THE SERIAL NUMBER ON WPNTR5 TO 343495 VICE 343498//
RMKS/7 LINES//

ae. (U) Correction to Previous WSR Combined with New Reportable Transaction

MSGID/NUREP/HANDY 12 ORD/17//
EFDT/042359Z/MAR//
NULOC/63/COWWSRJ-I-I-1//
WPN/63/COWWARM559W99/W2112NDN/0/0/0/2//
WPN/63/COWWARM559W99/W2112NDO/9/0/0/3//
WPNTR/W/70970/4//
COMPEX/W2112NDN/70970/5//
COMP/K2107NX/ROH&DAY,IS/YOKXAN/6//
COMP/K2107NX/S&DAY/COLBEE/7//
REF/NUREP/HANDY 12 ORD/022359Z/MAR/16//

~~SECRET~~

CJCSM 3150.04
15 December 1995

AMPN/CHANGE THE SERIAL NUMBER IN WPNTR4 AND COMPEX5 TO READ 70970 VICE
70907 AND CHANGE THE SERIAL NUMBER IN COMP6 TO READ COLBEB VICE
COLBEE//
RMKS/14 LINES//

COMMENT: Correction to previous WSR changes the weapon serial
number and component serial number. New reportable
transactions include a weapon code change and receipt,
installation, and shipment of a PAL device.

af. (U) Change Color Code, Weapon Code, and OUIC

MSGID/NUREP/ALERT AFB/26//
EFDT/192359Z/FEB//
NULOC/50/BAAWSR/-/-/1//
WPN/50/BAACBAFED9Y99/W1110UN/8/0/2/2//
WPNTR/R/327461/3//
AMPN/DULL SWORD IN ACCORDANCE WITH T.O. 99N-88A-0. ELECTRICAL
CONNECTOR DISCOVERED TO BE CRUSHED//
WPN/50/BAACBAFEE9Y99/W9610KA/0/0/0/4//
WPN/50/BAACBAFED9Y99/W9610UN/15/0/0/5//
WPNTR/W,U/168961,217641,461825/6//
RMKS/11 LINES//

COMMENT: One each W1110UN reported red on this WSR. Reporting
unit had previously reported one other W1110UN as red.
AMPN set reports reason for red. Three each W9610KA
weapons changed from associated to unassociated
configuration and OUIC changed for these weapons.

NOTE: WPN set containing old weapon code and old OUIC must
precede WPN set containing new weapon and new OUIC (see
subparagraph 7a, page II-6).

ag. (U) Change Alt Code, Weapon Code, Color Code, and Remove and
Install LLCs

MSGID/NUREP/PODUNK/523//
EFDT/122359Z/FEB//
NULOC/43/BARWSR/-/-/1//

II-61

~~SECRET~~

SECRET

CJCSM 3150.04
15 December 1995

WPN/43/BARZYXWVU1N11/B88811M/24/0/0/2//
WPNTR/A&RAY/57642/3//
WPNTR/A&RAV/889161/4//
WPN/43/BARZYXWVU1N11/W8910UN/9/0/0/5//
WPN/43/BARZYXWVU1N11/W8910RB/35/0/0/6//
WPNTR/W/78672/7//
WPN/43/BARZYXWVU1N11/W8910UN/8/0/1/8//
WPNTR/R/78660/9//
AMPN/CHIP OF 1.44-INCH FOUND IN FILLER NUMBER SIX DURING
INSTALLATION UR 81-05 APPLIES//
COMPEX/W8910RB/78672/10//
COMP/K9908RX/IS/573/11//
COMP/V9C990X/RMV/203490/12//
COMP/V9C990X/IS/366608/13//
COMPEX/W8910UN/78660/14//
COMP/V9C990X/RMV/373580/15//
COMP/V9C990X/IS/303274/16//
RMKS/21 LINES//

COMMENT: Two different Alts were performed on B88811M weapons. One each W8910UN weapon changed from unassociated to associated configuration. One each W8910UN reported red. AMPN set reports reason for red. Association of adaption kit and an LLC exchange reported on one each W8910UN.

NOTE: Manufacture date of LLCs removed and installed is not reported. Also note that the WPN set (WPN5) containing the old weapon code must precede the new WPN set (WPN6) containing the new weapon code (see subparagraph 7a, page II-6).

ah. (U) Correction to Previous WSR (Charge Code)

MSGID/NUREP/FT DOCK ISLAND/3//
EFDT/052359Z/MAR//
NULOC/64/ABC/WSR/-/-/1//
REF/NUREP/FT DOCK ISLAND/042359Z/FEB/12//
AMPN/CHANGE THE CHARGE CODE ON WPN2 FROM 99Y9 TO 9Y99 AND SERIAL
NUMBER 45678 ON WPNTR4 TO READ 46578//
RMKS/7 LINES//

COMMENT: Correction to previous WSR is the only information reported on this WSR. No other reportable transactions occurred during previous 24-hour period.

ai. (U) Receive In Hand from and Ship to Same Location

MSGID/NUREP/BOAT/11//
EFDT/182359Z/MAR//
NULOC/77/CUB/WSR/-/-/1//
WPN/77/CUBNORMAL7X77/W9901RA/0/2/0/2//
SHP/77/CUBNORMAL7X77/W9910RA/BUB/1/3//
RCV/77/CUBNORMAL7X77/W9910RA/BUB/1/4//
WPNTR/S/24755/5//
WPNTR/RIH/83190/6//
RMKS/9 LINES//

COMMENT: Reporting unit exchanged one each W9910RA in this report. On-hand, In-hand, and red quantities did not change. WPNTR set may also follow SHP or RCV set.

aj. (U) Remove and Ship Component

MSGID/NUREP/SHIPPY/188//
EFDT/182359Z/FEB//
NULOC/49/CAT/WSR/-/-/1//
COMPEX/W8810UN/838729/2//
COMP/K8806UX/RMV,S&CAB/2653/3//
RMKS/6 LINES//

COMMENT: Shipment of associated components is not reported separately on WSR.

ak. (U) Component Code Change

MSGID/NUREP/HANDY 12 ORD/212//
EFDT/152359Z/NOV//
NULOC/319/BUC/WSR/-/-/1//
COMP/K88A6UX/CC/2242/2//
RMKS/5 LINES//

CJCSM 3150.04
15 December 1995

al. (U) Change Weapon Code and Ship Weapon

MSGID/NUREP/SHIPPY/189//
EFDT/182359Z/FEB//
NULOC/49/CATWSR/-/-/1//
WPN/49/CATNORMAL9Y99/W8810UB/18/0/0/2//
WPN/49/CATNORMAL9Y99/W8810UN/0/0/0/3//
SHP/49/CATNORMAL9Y99/W8810UN/CAB/1/4//
WPNTR/W,S/838729/5//
RMKS/8 LINES//

am. (U) Receive Weapons On Hand:
Change Weapon Charge Code when Directed by MTO

MSGID/NUREP/ROWBOAT/258//
EFDT/182359Z/APR//
NULOC/108/BEE/WSR/-/-/1//
WPN/108/BEEN000409J99/E2222BMP/0/0/0/2//
WPN/108/BEEN000406Z66/E2222BMP/6/0/0/3//
RCV/108/BEEN000406Z66/E2222BMP/AAA/6/4//
WPNTR/ROH,CM&313/12345,23456,34561,45612,56123,61234/5//
RMKS/8 LINES//

COMMENT: WPN 2 (Sequence 2) identifies original charge in which weapons were received. WPN 3 (Sequence 3) identifies new charge code as directed by MTO, identifies quantities received, and identifies shipper location. See Chapter VI, subparagraph 4g, pages VI-2 and 3, MTO Number Composition.

an. (U) Weapon Destroyed

MSGID/NUREP/SHIPPY/259//
EFDT/182359Z/APR//
NULOC/109/ROG/WSR/-/-/1//
WPN/109/ROGN010009J99/E2222BMP/6/0/0/2//
WED/109/ROGN010009J99/E2222BMP/-/1LS/3//
WPNTR/DES/23456/4//
AMPN/WEAPON WAS LOST AT SEA DUE TO ACFT FALLING OVERBOARD//
RMKS/8 LINES//

COMMENT: The JDTG field shows 109 (18 Apr 96) for a leap year. See example 12ao for weapons expended for a non-leap year.

ao. (U) Weapon Expended

MSGID/NUREP/SHIPPY/259//
EFDT/192359Z/APR//
NULOC/109/ROG/WSR/-I-I-1//
WPN/109/ROGN010009J99/E2222BMP/6/0/2/2//
WED/109/ROGN010009J99/E2222BMP/1-1-3//
WPNTR/EXP/23456/4//
AMPN/WEAPON FIRED DURING STOCKPILE RELIABILITY TESTING//
RMKS/8 LINES//

COMMENT: The JDTG field reflects 109 (19 Apr 95) for a non-leap year. See example 12an for weapon destroyed for a leap year.

ap. (U) Weapon Code Change and Ship to and Receive On Hand From Same Location

MSGID/NUREP/BOAT/25//
EFDT/042359Z/APR//
NULOC/94/CUB/WSR/-I-I-1//
WPN/94/CUBNORMAL7X77/W8910UD/1/0/0/2//
WPN/94/CUBNORMAL7X77/W8910UL/0/0/0/3//
SHP/94/CUBNORMAL7X77/W8910UL/ROG/1/4//
WPNTR/W,S/325148/5//
WPN/94/CUBNORMAL7X77/W8910UL/0/0/0/6//
WPN/94/CUBNORMAL7X77/W8910UU/1/0/0/7//
RCV/94/CUBNORMAL7X77/W8910UU/ROG/1/8//
WPNTR/ROH,W/932856/9//
RMKS/12 LINES//

aq. (U) Receive On Hand Same Type of Weapon from Two Different Locations

MSGID/NUREP/SHIPPY/272//
EFDT/062359Z/MAY//
NULOC/126/ROG/WSR/-I-I-1//
WPN/126/ROGN010009J99/W9901RL/2/0/0/2//

CJCSM 3150.04
15 December 1995

RCV/126/ROGN010009J99/W9901RL/BEE/2/3//
WPNTR/ROH/123654,654321/4//
WPN/126/ROGN010009J99/W9901RL/3/0/0/5//
RCV/126/ROGN010009J99/W9901RL/CAT/1/6//
WPNTR/ROH/8904327//
RMKS/10 LINES//

ar. (U) Receive and Change Weapon Code; Change Charge Code Only by MTO of Same Type of Weapon

MSGID/NUREP/BOAT/26//
EFDT/042359Z/MAY//
NULOC/124/CUB/WSR/-/-/-1//
WPN/124/CUBZYXWVU7X77/W9910UL/2/0/0/2//
RCV/124/CUBZYXWVU7X77/W9910UL/ROG/1/3//
WPNTR/ROH/987654/4//
WPN/124/CUBZYXWVU7X77/W9910UL/1/0/0/5//
WPN/124/CUBZYXWVUX2X2/W9910UD/1/0/0/6//
WPNTR/W,CM&747/7654327//
RMKS/10 LINES//

as. (U) Ship Same Type of Weapon to Two Different Locations

MSGID/NUREP/SHIPPY/273//
EFDT/072359Z/MAY//
NULOC/127/ROG/WSR/-/-/-1//
WPN/127/ROGN010009J99/W9910RL/2/0/0/2//
SHP/127/ROGN010009J99/W9910RL/CUB/1/3//
WPNTR/S/123654/4//
WPN/127/ROGN010009J99/W9910RL/1/0/0/5//
SHP/127/ROGN010009J99/W9910RL/BEE/1/6//
WPNTR/S/6543217//
RMKS/10 LINES//

at. (U) Change Weapon to Yellow, Place On Hand, and Ship

MSGID/NUREP/BOONDOCKS AFB/28//
EFDT/112359Z/SEP//
NULOC/254/ABC/WSR/-/-/-1//
WPN/245/ABCABCDEF9Y99/E2222BMP/3/3/0/2//

SHP/254/ABCABCDEF9Y99/E2222BMP/DDD/1/3//
WPNTY,OH,S/123456/4//
RMKS/7 LINES//

au. (U) Receive Red Weapon

MSGID/NUREP/BOAT/26//
EFDT/042359Z/MAY//
NULOC/124/CUB/WSR/-/-/1//
WPN/124/CUBZYXWVU7X77/W9910UL/0/0/1/2//
RCV/124/CUBZYXWVU7X77/W9910UL/ROG/1/3//
WPNTR/RR/123456/4//
RMKS/7 LINES//

av. (U) Receive Yield 9 Weapon and Weapon Code Change

MSGID/NUR/BOAT/27//
EFDT/052359Z/MAY//
NULOC/125/CUB/WSR/-/-/1//
WPN/125/CUBZYXWVU7Z77/W9990UL/1/0/0/2//
RCV/125/CUBZYXWVU7Z77/W9990UL/ROG/1/3//
WPNTR/ROH/654321/4//
WPN/125/CUBZYXWVU7Z77/W9990UL/0/0/0/5//
WPN/125/CUBZYXWVU7Z77/W9910UL/1/0/0/6//
WPNTR/W/654321/7//
RMKS/10 LINES//

CJCSM 3150.04
15 December 1995

THE FOLLOWING EXAMPLES SHOW WHEN AN OPER SET IS USED:

aw. (U) Receive Weapons On Hand

OPER/CARDINAL POINT//
MSGID/NUREP/BOONDOCKS AFB/1//
EFDT/092359Z/AUG//
NULOC/221/ABC/WSR/-I-I-1//
WPN/221/ABCABCDEF9Y99/E2222BMP/5/0/0/2//
RCV/221/ABCABCDEF9Y99/E2222BMP/DDD/5/3//
WPNTR/ROH/12345,23456,34567,45678,56789/4//
RMKS/7 LINES//

COMMENT: RCV set is required and must follow WPN set.

ax. (U) Ship Weapons from In Hand

OPER/CARDINAL POINT//
MSGID/NUREP/BOONDOCKS AFB/2//
EFDT/142359Z/AUG//
NULOC/226/ABC/WSR/-I-I-1//
WPN/226/ABCABCDEF9Y99/E2222BMP/5/5/0/2//
SHP/226/ABCABCDEF9Y99/E2222BMP/DDD/2/3//
WPNTR/S/05678,06789/4//
RMKS/7 LINES//

COMMENT: SHP set is required and must follow the WPN set.

CHAPTER III

EMERGENCY OR EXERCISE (U)

1. (U) Purpose. This chapter is to establish nuclear weapons reporting procedures during increased readiness. WSR-EMERG or WSR-EXER will be initiated at the direction of the Chairman of the Joint Chiefs of Staff. When WSR-EXER reporting is directed, all units directed to submit WSR-EXERs will also continue to submit peacetime WSRs. When WSR-EMERG reporting is directed, data for submission of the peacetime WSR will be retained at the reporting location. A consolidated peacetime WSR will be submitted reflecting all transactions since submission of the last peacetime WSR. This chapter deals with both WSR-EMERG and EXER reporting. Any differences in reporting will be explicitly identified.

2. (U) Scope. WSR-EMERG or WSR EXER reporting may be implemented worldwide, or for selected CINC AORs. If not directed to implement EMERG or EXER reporting by higher authority, units will continue to report via peacetime WSR. Serialized weapon data and component data will not be reported via WSR-EMERG or WSR-EXER.

3. (U) Submission Requirement. Reporting under wartime or exercise conditions continues to be exception reporting only (i.e., if a change occurs, a WSR-EMERG or EXER report is required). Negative reports are not required. Reports are required twice daily if changes have occurred to weapon data. WSR-EMERG or EXER data will be as of 0100 and 1300 local time and will be transmitted no later than 0500 and 1700 local time, respectively. Add a "Z" at the end of report time (e.g., 0100Z or 1300Z) in the EFDT set. The "Z" is required to ensure interoperability of the NUREP keyword data base with other US and allied keyword reporting systems and does not indicate Zulu time. Reporting unit commanding officers will establish procedures to ensure a QA review of all outgoing WSRs before transmission and will obtain a Service message (comeback copy) of each WSR submitted from the servicing communication center. Reporting units will resume normal WSR reporting when directed by the Chairman of the Joint Chiefs of Staff. IMMEDIATE precedence will be assigned to all EMERG or EXER WSRs and to all EMERG or EXER WSR corrections.

III-1

SECRET


Derived From: CG-W-5, Joint DOE-DOD Nuclear Weapon Classification
Policy, dated 1 Jan 1984
Reason: 1.5(a)
Declassify On: Material contains Formerly Restricted Data and is excluded
from automatic declassification

FORMERLY RESTRICTED DATA
Unauthorized disclosure subject to administrative
and criminal sanctions. Handle as Restricted
Data in foreign dissemination, Section 144b,
Atomic Energy Act, 1954.

CJCSM 3150.04
15 December 1995

4. (U) WSR-EMERG or EXER Transmission

a. (U) WSR-EMERG or EXER reporting will be by peacetime transmission channels if available. Any method of transmission may be used as long as DNA, FCDNA, and the CINCs receive reports that can be automatically processed. During actual DEFCON 2 or 1, if secure means are not available, WSR-EMERG reports may be transmitted via nonsecure voice circuits to an intermediate command for further relay. WSR-EXER will not be transmitted via nonsecure voice circuits. In submitting WSR-EMERG information via nonsecure voice circuit, encryption will be used if available. The WSR-EMERG Voice Template described in paragraph 9h will be used to send and receive nuclear weapons data by both secure and non-secure voice circuits. If all communications are lost or radio silence is imposed, a consolidated WSR-EMERG covering all transactions since the last report will be submitted upon re-establishment of communications.



5. (U) Format and Preparation Instructions. The WPNTR, COMPEX, and COMP sets will not be transmitted in the WSR-EMERG or EXER.

6. (U) WSR-EMERG Continuity Report. During or after declaration of DEFCON 1 by a responsible CINC, a WSR-EMERG continuity report is required when a unit possessing nuclear weapons is incapable of fulfilling WSR-EMERG reporting responsibilities. When loss of the site is suspected or confirmed, the continuity report will be submitted by the next higher headquarters in the reporting unit's chain of command to the addressees listed in paragraph 7, pages III-3 and 4. The report will be sent using IMMEDIATE precedence message within 4 hours of incapacitation of the reporting unit.

a. (U) Description. The WSR-EMERG continuity report submitted by the higher echelon will contain as a minimum: (1) The three-character site location code; (2) the five-digit alphanumeric DTG (local time plus the alpha character "Z") the unit was last heard from; and (3) the reason for unit incapacitation if known. Information will be repeated for each incapacitated unit. The disposition of weapons in custody of the incapacitated unit will be reported using the WSR-EMERG as information becomes available.

b. (U) Sample. Sample WSR-EMERG continuity report for a unit incapable of reporting is as follows.

FROM: 1510TH ORD NONAME GE

TO: HQ DNA SITE R FT RITCHIE MD//NOSM//
DATA UNIT FCDNA KIRTLAND AFB NM

CLASSIFICATION

ZXZ/241930Z OCT 95/UNIT FIRE BOMBED, REPEAT, ZXZ/241930Z OCT 95/UNIT FIRE BOMBED.

7. (U) Addressing Reports. Reports submitted by designated reporting units will be addressed as indicated.

a. (U) Army

(U) Army Materiel Command

TO: WSR EMERG NUREP WASHINGTON DC
WSR EMERG NUREP SITE R FT RITCHIE MD
DATA UNIT FCDNA KIRTLAND AFB NM
DIR ACALA ROCK ISLAND IL//AMSTA-CTT-M//
AIG 927

b. (U) Navy

(1) (U) CINCLANTFLT

TO: WSR EMERG NUREP WASHINGTON DC
WSR EMERG NUREP SITE R FT RITCHIE MD
DATA UNIT FCDNA KIRTLAND AFB NM

SECRET

CJCSM 3150.04
15 December 1995

CINCLANTFLT NORFOLK VA//N411/N411C//
USSTRATCOM OFFUTT AFB NE//J443//
AIG 927

INFO: ADMINISTRATIVE TYPE COMMANDER
APPROPRIATE FLEET COMMANDER
USCOMEASTLANT LONDON UK (for USCOMEASTLANT SAS sites)
COMSUBLANT NORFOLK VA (when reporting SLBM items)
SWFLANT KINGS BAY GA (when reporting SLBM items)
CINCUSNAVEUR LONDON UK (All SSBNs. All other units
when under CINCUSNAVEUR OPCON.)
COMNAVFORCARIB ROOSEVELT ROADS RQ*
COMSECONDFLT
USCINCOM NORFOLK VA//J4LRC//

(2) (U) CINCPACFLT

TO: WSR EMERG NUREP WASHINGTON DC
WSR EMERG NUREP SITE R FT RITCHIE MD
DATA UNIT FCDNA KIRTLAND AFB NM
CINCPACFLT PEARL HARBOR HI//N420//
USSTRATCOM OFFUTT AFB NE//J443//
_____ (others as directed by CINCPACFLT)
AIG 927

INFO: CINCPACFLT ECC (applies to DEFCON 3, 2, and 1 only)
COMNAVIRPAC SAN DIEGO CA

c. (U) Air Force

TO: WSR EMERG NUREP WASHINGTON DC
WSR EMERG NUREP SITE R FT RITCHIE MD
DATA UNIT FCDNA KIRTLAND AFB NM
WPNS DIR KELLY AFB TX//NWLL//
USSTRATCOM OFFUTT AFB NE//J443//
APPROPRIATE MAJOR COMMAND
AFEOC FT RITCHIE MD
USCINCEUR VAIHINGEN GE//ECJ5-N// (all units under
CINCUSAFE)
AIG 927

III-4

SECRET

8. (U) Emergency Evacuation, Disablement, or Destruction

- a. (U) If emergency evacuation, emergency disablement, or emergency destruction occurs, units will report the weapon status, if possible, using the WSR-EMERG. Additional reporting requirements are specified in reference i.
- b. (U) When the operational emergency dictates that communication COMSEC-crypto equipment and cards be evacuated or destroyed simultaneously with the weapons, the unit will report to the next higher command echelon, via any means possible, that evacuation, disablement, or destruction is complete and that WSR-EMERG reporting cannot be accomplished.
- c. (U) Commanders who receive the report specified in subparagraph 8b above will: (1) notify the appropriate Service logistic agent that evacuation, disablement, or destruction at that site have been accomplished and (2) request that the WSR-EMERG be submitted.

9. (U) Communications Information for Weapon Status Reports--EMERG or EXER

- a. (U) AUTODIN Submission. AUTODIN can accept data in many forms and convert them to the form required at the receiving station. Language Media Formats are two-character codes designating the types of input and output of the report. The WSR-EMERG or EXER will be submitted using no more than 40 characters per line. Any Language Media Format (LMF) will be accepted. A message format report may be submitted by those units that do not have access to secure AUTODIN but are in the DCS. Units not in the DCS may use off-line encryption for reporting (subparagraph 9g, page III-7). There is no preferred or primary means of transmission.
- b. (U) Content Indicator Code. The content indicator code is a four-character code identifying the type of report (refer to reference f). The content indicator is vital to machine processing of reports and will be used when submitting AUTODIN or message WSRs. For WSR-EMERG reporting, an "F" will be used in the third position. For WSR-EXER reporting, an "E" will be used in the third position. For assistance, the following is provided:

CJCSM 3150.04
15 December 1995

<u>Service or Agency</u>	<u>Real World EMERG Indicator 1/</u>	<u>EXER Indicator 1/</u>
Air Force	FLF	KLE
Army	ALF	KLE
Navy	NLF	KLE
DNA	DLF	KLE

1/ The fourth character of the content indicator will show a "C" for RESTRICTED DATA or a "D" for FORMERLY RESTRICTED DATA, as appropriate.

The content indicator should be coordinated with the local communications center.

c. (U) Message

(1) (U) Reporting units will prepare a message report for introduction into the AUTODIN network by use of DD Form 173 series or locally acceptable substitute. Any method of transmission may be used as long as DNA, FCDNA, and the CINCs receive reports that can be automatically processed. The correct LMF must be used. (See subparagraph 9a, page III-5.)

(2) (U) The messages will employ the specific transmission instruction: "COMM CENTER transmit the content indicator shown above in the Message Handling Instructions block on this transmission. This special instruction is required for Automatic Data Processing by receiving commands." This special instruction will be placed in the Special Instructions block of the DD Form 173 (Joint Message Form) series or where specified in authorized Service message forms. To ensure that this transmission instruction is adhered to, coordination will be effected with the communications center serving reporting units.

(3) (U) A DD Form 173 series or locally acceptable substitute is used to transmit the report. It must contain the precedence (ACTION and INFO); Language Media Format; content indicator; classification; from; to; signature of releaser; date and time of release; and number of pages. A copy of the outgoing message will be retained for unit records. Classification of the DD Form 173 series will be in accordance with the security requirements of classification guides and contents of the report.

- d. (U) Transmission in Multiple Parts. If a report exceeds 498 lines, including MSGID, EFDT, and RMKS set, break the message into separate parts. Each part will contain its own MSGID, EFDT, PART, NULOC, and RMKS sets. The MSGID, EFDT, and NULOC sets are identical on each part. The PART set has two fields, one identifying the part of the message that follows immediately and the second field identifying the total number of parts. The NULOC set is always sequence line number one; each line thereafter is sequential. The RMKS set will identify the total number of lines in each part including MSGID, EFDT, PART, and RMKS sets.
- e. (U) Retention of AUTODIN Transmissions. A hard copy of all reports will be retained as prescribed by Service regulations or applicable directives. All units will receive a Service message (comeback copy) with the image of the transmission from its local communications center.
- f. (U) Typographic Errors. Delivery of OCR message forms or computer disks to a communications center for transmission reduces the possibility that communications center personnel will generate typographic errors when entering the WSR manually.
- g. (U) Off-Line Encryption. Units that are not in the DCS or that utilize off-line encryption for transmission of classified messages will report the same information as in the AUTODIN or message report using IMMEDIATE precedence. Reports will be addressed as indicated in paragraph 7, pages III-3 and 4. All reports will contain the following crypto note immediately after the DATA UNIT "TO: (addressee)": "Route this message to DATA UNIT FCDNA KIRTLAND AFB NM."
- h. (U) WSR-EMERG Voice Template. The WSR-EMERG voice template is for use in conjunction with voice circuits as a backup means of communication when AUTODIN is not available. Secure voice will be used if available. Non-secure voice may only be used when transmitting WSR-EMERG during DEFCON 2 or 1, and only if no other means is available. The template format itself is classified SECRET to protect classified data transmitted via the format over non-secure communications channels.



10. (U) Transactions That Require WSR-EMERG/EXER. Nuclear weapon status reports will be submitted any time a change occurs to a weapon in one of the following categories.

- a. (U) Balance (OH, IH, and R).
- b. (U) OUIIC Weapons are Supporting.
- c. (U) Weapon Code.
- d. (U) Charge Code.
- e. (U) Shipment.
- f. (U) Receipt (OH, IH, and R).
- g. (U) Color Code.
- h. (U) Weapon Deletion (expended or destroyed).
- i. (U) Location Addition (new storage site).
- j. (U) Location Deletion (permanent closing of storage site).

MESSAGE IDENTIFIER

CALL:

_____ THIS IS _____ WITH WSR-EMERG, OVER
addressee originator

If an intermediate headquarters is relaying a report for a subordinate unit, use:

_____ THIS IS _____ WITH WSR-EMERG FROM _____, OVER
addressee headquarters originator

RESPONSE:

_____ THIS IS _____, WSR-EMERG, GO AHEAD, OVER
originator/
headquarters addressee

PART

MESSAGE PART _____ (Separate reports from multiple units by using sequential part numbers; not used by WSR originator and not required if only on unit's WSR is being relayed.)

WSR-EMERG

1 LOCATION CODE _____ (DNA location code of custodial unit that possesses the weapons)

2a REPORTING UNIT _____ (Six digit UIC of unit preparing or forwarding the WSR-EMERG, if different from owning unit. Use only if required)

(UNCLASSIFIED)

Figure III-1. (U) WSR-EMERG Voice Template.
(Continued on next page)

CJCSM 3150.04
15 December 1995

- 2b LOCATION CODE _____ (DNA location code of unit preparing or forwarding the WSR-EMERG, if one is assigned and is different from owning unit. Use only if required)
- 3 REPORT NUMBER _____ (WSR-EMERG report number assigned by reporting unit)
- 4 JULIAN DATE _____ (Julian date of report, with "A" prefix for first report of the day, and "B" prefix for second report of the day. Also called Mode Code)

NULOC (Navy only)

- 5 CHOP _____ (Set identifier)
- 5a CHARGE CODE _____ (Four character charge code)
- 5b MTO NUMBER _____ (Material Transfer Order number, if assigned)
- 5c SEQUENCE NUMBER _____ (Sequential number assigned to each set in turn)

WPN

- 6 WEAPON _____ (Set identifier)
- 6a OPERATIONAL UNIT _____ (Six digit UIC of operational unit that would employ the weapon)
- 6b CHARGE CODE _____ (Four character charge code)
- 6c WEAPON CODE _____ (Weapon code from CJCSM 3150.04)

(UNCLASSIFIED)

Figure III-1. (U) WSR-EMERG Voice Template.
(Continued on next page)

- 6d ON HAND_____ (Quantity of weapons on hand)
- 6e IN HAND_____ (Quantity of weapons in hand)
- 6f RED_____ (Quantity of non-operational weapons)
- 6g SEQUENCE NUMBER_____ (Sequential number assigned to each set in turn)

SHIP

- 7 SHIP (Set identifier)
- 7a RECEIVE LOCATION_____ (DNA location of site weapons were shipped to)
- 7b QUANTITY_____ (Quantity shipped)
- 7c SEQUENCE NUMBER_____ (Sequential number assigned to each set in turn)

RCV

- 8 RECEIPT_____ (Set identifier)
- 8a SHIP LOCATION_____ (DNA location code of site weapons were shipped from)
- 8b QUANTITY_____ (Quantity received)
- 8c SEQUENCE NUMBER_____ (Sequential number assigned to each set in turn)

(UNCLASSIFIED)

Figure III-1. (U) WSR-EMERG Voice Template.
(Continued on next page)

CJCSM 3150.04
15 December 1995

WED

- 9 EXPENDED _____ (Set identifier)
- 9a QUANTITY EXPENDED _____ (Quantity expended by delivery unit)
- 9b QUANTITY LOST _____ (Quantity lost)
- 9c LOSS CODE _____ (Code denoting how weapon was lost)
- 9d SEQUENCE NUMBER _____ (Sequential number assigned to each set in turn)

LOC

- 10 LOCATION _____ (Set identifier)
- 10a TRANSACTION _____ (Transaction: ADD, CHANGE, or DELETE)
- 10b LOCATION CODE _____ (For change or delete, specify current DNA location code)
- 10c GEOLOC CODE _____ (Four character geographical location code, if known)
- 10d COUNTRY CODE _____ (Two character state or country code)
- 10e LAT/LONG _____ (Latitude and longitude of a site)
- 10f LOCATION _____ (Site Name)
- 10g SEQUENCE NUMBER _____ (Sequential number assigned to each set in turn)

(UNCLASSIFIED)

Figure III-1. (U) WSR-EMERG Voice Template.
(Continued on next page)

LUIC

- 11 UNIT (Set identifier)
- 11a LOCATION CODE_____ (DNA location code of unit making change)
- 11b TRANSACTION_____ (Transaction: ADD or DELETE)
- 11c OUIC_____ (UIC for operational unit to be added or deleted)
- 11d RUIC_____ (UIC for reporting unit to be added)
- 11e SEQUENCE NUMBER_____ (Sequential number assigned to each set in turn)

REF

- 12 REFERENCE (Set identifier)
- 12a ORIGINATOR_____ (DNA location code of originator of WSR with error)
- 12b DTG_____ (Date-time group of erroneous WSR)
- 12c REPORT NUMBER_____ (Report number assigned to the erroneous report by the reporting unit)

AMPN

- 13 AMPLIFICATION (Set Identifier)
- 13a TEXT_____
_____ (Free text)

(UNCLASSIFIED)

Figure III-1. (U) WSR-EMERG Voice Template.
(Continued on next page)

CJCSM 3150.04
15 December 1995

RMKS

14 REMARKS

(Set identifier)

14a LINES _____

(Total number of sets in this part.
Note that AMPN, REF, and RMKS are
not counted toward sets)

14b TEXT _____

(Free text)

(UNCLASSIFIED)

Figure III-1. (U) WSR-EMERG Voice Template.
(Concluded)

11. (U) Special Instructions. Some special procedures for preparing reports containing specific data are listed below:

- a. (U) Changes to Charge, Unit Identification, or Weapon Codes. Any change to charge, OUIIC, or weapon codes requires TWO WPN sets, one with the old data and one with the new data.
- b. (U) Changes Associated with Location Code. The location code where the transaction occurred is a controlling factor in NUREP. If the total number of weapons associated with a location code changes (other than expenditures, losses, or destruction), the transaction must be handled as a shipment or receipt.
- c. (U) Reporting Unit UIC Change. If the RUIC for a unit changes, the unit will prepare a report with the new RUIC in field four of the LUIC set.
- d. (U) Not Operationally Ready Weapons. Weapons that are not operationally ready will not be reported in the "In Hand" or "On Hand" field of the WPN set; they will be reported in the "Red" field. If a weapon previously reported as In Hand of an OUIIC is reported as not operationally ready, the In-Hand balance must be reduced unless another weapon is moved from On Hand to In Hand.
- e. (U) Weapon Operational Condition for Shipment and Receipt. Weapon operational condition for shipment and receipt need not be reported unless the condition has changed during the reporting period. Weapons shipped as operational will be received as operational, and weapons shipped as not operational will be received as not operational unless specifically reported otherwise.
- f. (U) Codes Reported with WPN Set. The WPN set is used to report all WR items where the first character of the weapon code (Chapter VI, Table VI-1, pages VI-13 through 16) is an A (basic assembly); B (bomb); or W (warhead).
- g. (U) PAL Coding or Recoding. PAL coding that does not change the eight-character weapon code does not require a WSR-EMERG or EXER; i.e., changing the old operational code to the new operational code. PAL recoding that affects the weapon code will be reported by the unit making the changes.

CJCSM 3150.04
15 December 1995

If the changes are made at an intermediate location during shipment of the weapon, the intermediate location will first report receipt of the weapons, any changes to the weapons, then shipment to the final destination on a WSR for their location.

h. (U) Navy Bulk Charge Code Change. When a ship is transferred between the operational control of fleet commanders (CINCPACFLT, CINCUSNAVEUR, or CINCLANTFLT), a charge code change for the nuclear weapons on board is required. Individual WPN or WPNTR sets are not required. The data necessary to change the charge code for all weapons on board the ship are included in the NULOC set. Minimum requirements for a bulk charge code change would include an EXER set, MSGID set, EFDT set, NULOC set, and RMKS set (see subparagraph 14e, page III-28). The WSR submitted to report a CHOP cannot contain any other weapon-status code changes. However, some afloat units may have transactions that require a weapon status report and also CHOP in the same calendar day. The following subparagraphs describe how reports are to be submitted during an emergency or an exercise:

(1) (U) WSR-EMERG. Navy reporting units that encounter this situation are authorized to submit two or more reports for the same calendar day. These reports will have the same effective date but must have sequential report numbers. The first report will document the normal weapon-status changes, and the second report will document the CHOP; for example, the unit turns a weapon red and CHOPs on 23 April; the last previous report was 147. The report number reporting the red weapon would be 148, and the report number reporting the CHOP would be 149; the EFDT set and the JDTG fields in both messages would reflect 23 April, as of 0100 or 1300 local time.

(2) (U) WSR-EXER. Navy reporting units that encounter this situation are authorized to submit two or more reports for the same calendar day. These reports will have the same effective date but must have sequential report numbers. The first report will document the normal weapon status changes, and the second report will document the CHOP; for example, the unit turns a weapon red and CHOPs on 23 April; the last previous report was X47. The report number reporting the red weapon would be X48, and the report number reporting the CHOP would be X49; the EFDT set and the JDTG fields in both messages would reflect 23 April, as of 0100 or 1300 local time.

- i. (U) Location, OUIIC, and Charge Code Data. Field two of the WPN, SHP, RCV, and WED sets will always be LOCATIONOUIICCHARGE data run together. If a WPN set is required, and a SHP, RCV, or WED set is used with the WPN set, the LOCATIONOUIICCHARGE will always be the same as the immediately preceding WPN set only.
- j. (U) Multiple Shipments or Receipts. Two or more separate WPN sets and their related RCV or SHP sets must be used when reporting multiple receipts from or shipments to different locations. (See examples in subparagraphs 15v and 15w, pages III-57 and 58.)
- k. (U) Correction of Errors. Corrections are sometimes required for WSR-EMERG or EXER reports. A new report number will be used in the MSGID set of each message reporting a correction to an old report. The REF set will be used to identify the erroneous message, and the AMPN set will be used to note the corrections necessary. All addressees on the original report will be addressees on correction reports. Messages correcting errors in previous WSRs may be required by higher authority.
- l. (U) Action Codes. Action codes "A" for add, "C" for change, and "D" for delete are used in field 2 of the LOC set or field 3 of the LUIC set only. (See example in subparagraph 15n, page III-53.)
12. (U) Message Preparation. The structuring of message text is based on an ordered collection of formatted data lines, also known as data set or sets.
- a. (U) Types of Sets. NUREP messages use only two types of sets, linear data sets and free-text sets. Both allow the horizontal display of data or information. All data or information reported within NUREP sets will be left-margin justified. Except for weapon code serial numbers beginning with zero and for DTG data, leading zeros will not be used when reporting numbers.
- (1) (U) Set Identifier. Each linear data set and free-text set used in NUREP messages begins with a SETID consisting of three to six alphabetic characters comprising an abbreviation or an acronym describing the type of data or information contained in the set. This characteristic of the SETID makes the content of each set apparent to the user. In addition, it ensures that the data or information in the set can be directed to, and stored in, the correct position in an ADP file or record.

CJCSM 3150.04
15 December 1995

(2) (U) Order of Sets. The order in which linear data sets occur within NUREP messages is shown in Figure III-2. Although free-text sets are shown last in the figure, the AMPN and NARR sets may immediately follow specific linear data sets to provide amplifying or narrative information. Sets that may be repeated within a message a number of times are identified in Figure III-2, by the character "R" at the left margin of the set. The order or sequence of sets within NUREP messages is important, because the sets are like building blocks—each set relying on data reported in previous sets.

(3) (U) Occurrence of Sets. The occurrence of a set refers to whether or not it is needed in a message. In Figure III-2, each set is designated as being mandatory, optional, or conditional by the letters "M," "O," or "C" in the set occurrence column.

(a) (U) Mandatory Sets. A mandatory set must be included every time a NUREP message is submitted. A mandatory set cannot be changed to optional or conditional.

(b) (U) Optional Sets. An optional set is used at the discretion of the reporting unit unless made mandatory by higher authority.

(c) (U) Conditional Sets. When the use of a set is required only under certain conditions, the set is defined and identified as a conditional set. If the condition is met, the conditional set must be included in the message. If the condition is not met, the conditional set is not used.

<u>SETID Abbreviations</u>	<u>Set Name</u>	<u>Set Occurrence</u>
EXER/M//	Exercise Name	M
MSGID/M/M/M//	Message Identifier	M
EFDT/M/M//	Effective Date	M
PART/M/M//	Part	C
NULOC/M/M/M/C/C/C/M//	Reporting Unit, CHOP, and Special Information	C
R WPN/M/M/M/M/M/M/M//	Weapon Summary	C
R SHP/M/M/M/M/M/M//	Ship	C
R RCV/M/M/M/M/M/M//	Receipt	C
R WED/M/M/M/M/M/M//	Expended or Destroyed	C
R LOC/M/M/C/C/C/C/M//	Location Identification Information Change	C
R LUIC/M/M/C/C/M//	Location Unit Identification	C
R REF/M/M/M/M/M//	Reference	C
R AMPN/M//	Amplification	C/M
R NARR/M//	Narrative	O
RMKS/M//	Remarks	M

(UNCLASSIFIED)

Figure III-2. (U) NUREP Sets.

(4) (U) Fields. Fields are areas within a set designated for the entry of formatted data or information. All NUREP sets have one or more fields. The fields for linear data sets are interchangeably referred to as formatted data fields, formatted fields, or data fields. The fields for free-text sets are normally referred to as information fields and, with one exception (the RMKS set), do not require specific or formatted data. When a description or explanation regarding fields applies to both linear data sets and free-text sets, the word "field" is normally used. The order in which fields appear within the various NUREP sets is shown in Figure III-3, pages III-21 and 22, and the fields are designated as being mandatory or conditional by the letters "M" or "C" in parentheses after the field number identification. The following is additional information needed to prepare sets:

(a) (U) Field Marker. The field marker is a single slant (/) symbol that marks the start of each field. Thus, field markers appear between the SETID and first field of each linear data set and free-text set and between all subsequent data fields. Field markers are never used before a SETID or after the last field in a set. The data fields in a linear data set cannot be divided between lines. Therefore, when a linear data set cannot be completed in a single line, it must be closed with an end-of-set marker, and subsequent sets of the same SETID must be used until all necessary information is conveyed. Free-text sets have only one information field, which may be continued on following lines without using a field marker at the left margin. The number of lines for an information field in a free-text set is limited and cannot exceed five lines. Because the field markers have structural significance, the single slant (/) symbol will not be used within the content of data fields for linear data sets or within the content of information fields for free-text sets.

(b) (U) End-of-Set Marker. The end-of-set marker is a double slant (//) symbol that must be used to terminate all linear data sets and free-text sets. An end-of-set marker may not be divided between two lines and may never be used within the content of data fields for linear data sets or within the content of information fields for free-text sets.

(c) (U) Mandatory Fields. Fields are designated as mandatory when the data or information they provide is essential to the content of a specific message. Mandatory fields must contain data or information when the associated SETID is used.

33ANB MAX 1/
EXER/NICKNAME//
F1(M)

5A 20ANB MAX 3AN MAX 2/
MSGID/MSG TYPE/ORIGINATOR/REPORT NUMBER//
F1(M) F2(M) F3(M)

7AN 3A
EFDT/DATE-TIME GROUP/MONTH//
F1(M) F2(M)

2N MAX 2N MAX
PART/IDENT / TOTAL //
F1(M) F2(M)

4AN MAX 3A 3A MAX 3A 4AN 5AN MAX 3N MAX 3/
NULOC/ JDTG /LOCATION/INDICATOR/LOCATION/CHRG CODE/MTO NUMBER/SEQ NUM//
F1(M) F2(M) F3(M) F4(C) F5(C) F6(C) F7(M)

4AN MAX 3A 6AN 4AN 8AN MAX 4N MAX 4N MAX 4N MAX 3MAX
WPN/ JDTG /LOCATIONOUICCHARGE/WPN CODE/ON HAND/IN HAND/ RED /SEQ NUM//
F1(M) F2(M) F3(M) F4(M) F5(M) F6(M) 7(M)

4AN MAX 3A 6AN 4AN 8AN MAX 3A 3N MAX 3N MAX
SHP/ JDTG /LOCATIONOUICCHARGE/WPN CODE/RCV LOC/SHP QTY/SEQ NUM//
F1(M) F2(M) F3(M) F4(M) F5(M) F6(M)

4AN MAX 3A 6AN 4AN 8AN MAX 3A 3N MAX 3N MAX
RCV/ JDTG /LOCATIONOUICCHARGE/WPN CODE/SHP LOC/RCV QTY/SEQ NUM//
F1(M) F2(M) F3(M) F4(M) 5(M) F6(M)

4AN MAX 3A 6AN 4AN 8AN MAX 3N MAX 3N MAX 2A 3N MAX
WED/ JDTG /LOCATIONOUICCHARGE/WPN CODE/EXPENDED/LOSS CODE/SEQ NUM//
F1(M) F2(M) F3(M) F4(C) F5(C) F6(M)

(UNCLASSIFIED)

Figure III-3. (U) NUREP Set Description.
(Continued on next page.)

CJCSM 3150.04
15 December 1995

4AN MAX	4A	4AN	2AN	15AN	20ANB MAX	3N MAX
LOC/ JDTG /	LOCATION/	GEOLOC CODE/	CNTRY CODE/	COORDINATES/	SITE NAME/	SEQ NUM//
F1(M)	F2(M)	F3(C)	F4(C)	F5(C)	F6(C)	F7(M)

4AN MAX	3A	7AN	6AN	3N MAX
LUIC/ JDTG /	LOCATION /	OUIIC /	RUIC /	SEQ NUM //
F1(M)	F2(M)	F3(C)	F4(C)	F5(M)

5A	20ANB MAX	7AN	3A	3N MAX
REF/MSG TYPE/	ORIGINATOR/	DATE-TIME	GROUP/MONTH/	REPORT NUMBER//
F1(M)	F2(M)	F3(M)	F4(M)	F5(M)

5 LINES MAX
AMPN/FREE TEXT//
F1(M)

5 LINES MAX
NARR/FREE TEXT//
F1(M)

5 LINES MAX
RMKS/FREE TEXT//
F1(M)

- 1/ The EXER set is used during an exercise only.
- 2/ For Field 3, used during an exercise only, the report number of the MSGID set will always begin with an alpha "X" followed by 1 to 2 numerics maximum.
- 3/ The NULOC set is used by Navy only to report a CHOP.

(UNCLASSIFIED)

Figure III-3. (U) NUREP Set Description
(Concluded)

(d) (U) Conditional Fields. Conditional fields are mandatory if the conditions described in the field description have occurred and must be reported. If the condition described in the field description has not occurred, the procedures in subparagraph 12a(4)(e) below will be followed.

(e) (U) Lack of Data. Conditional fields do not always require data or information. If a conditional field does not require data or information to be entered but is followed by one or more fields that require an entry, a hyphen (-) must be entered within field markers. A zero will not be used to indicate a lack of data. (See subparagraph 12a(5) below.)

(5) (U) Example. The following is a two-part example of a linear data set with a SETID followed by three mandatory fields, three conditional fields, and one mandatory field. The first example shows what the set would look like if all the conditional fields had data that needed to be reported. The second example reflects the situation where only the condition for field five is met and, thus, data must be reported. Fields four and six do not have the condition met and data do not have to be reported. Note in Example Two that fields four and six must be included with hyphens to maintain the integrity of subsequent fields, because field seven is required.

(a) (U) Example One:

M	M	M	C	C	C	M
SETID/DATA/DATA/DATA/DATA/DATA/DATA/DATA//						
1	2	3	4	5	6	7

(b) (U) Example Two:

M	M	M	C	C	C	M
SETID/DATA/DATA/DATA-/DATA-/DATA//						
1	2	3	4	5	6	7

(6) (U) Field Descriptor. A field descriptor is a keyword (which may be a word, an abbreviation, or an acronym) identifying the type of data pertaining to a particular field; e.g., field one (F1) of the MSGID set is "MSG TYPE."

CJCSM 3150.04
15 December 1995

b. (U) Free-Text Sets. Authorized free-text sets are the amplification (AMPN) set, the narrative (NARR) set, and the remarks (RMKS) set. These sets are used to add amplifying information to an immediately preceding set (AMPN), an immediately preceding group of two or more sets (NARR), or the entire message (RMKS). Free-text sets start with the SETID followed by a field marker and end with an end-of-set marker. A free-text set can contain up to five lines or less. All lines will start at the left margin. The only characters that may not be used within the fields of a free-text set are a slant (/) and a double slant (/ /). These sets are explained in subparagraphs 14m through 14o, pages III-45 through 48.

c. (U) WSR Message Construction. Messages have three parts: "introductory text," "main text," and "closing text."

(1) (U) The introductory text contains the security classification and the SIC. Security classification is used in accordance with the procedures prescribed in references g and h and their NATO supplements. Required information from the introductory text is automatically captured by NUREP ADP programs, and, therefore, is not reported with the main text of NUREP sets.

(2) (U) Sets used in NUREP are shown in Figure III-2, page III-19. The SETID abbreviation and fields column of Figure III-2 show the authorized NUREP sets and the number of mandatory (M) and conditional (C) fields within each set. The set name column provides a brief description of the data or information contained in the set. The set occurrence column shows whether each set is mandatory, conditional, or optional.

(3) (U) The closing text contains downgrading instructions for classified messages. However, since documents containing RESTRICTED DATA or FORMERLY RESTRICTED DATA are exempt from downgrading requirements, the closing text is not used in NUREP.

13. (U) Set Layout. Figure III-3, pages III-21 and 22, describes set composition. The sets in this figure show the SETID and words or abbreviations describing each field in the set. Each SETID is separated from the first field by a field marker, and field markers are also used between each subsequently listed field for the set. The size of the field is indicated above each field description. "MAX" signifies the maximum number of characters the field may possess. Where "MAX" is not indicated, the number of characters shown is mandatory. Also above each field description are letter abbreviations for the types of characters

that can be used in each field: "A" signifies that alphabetic characters are authorized; "B" that blanks are authorized; "N" that numeric characters are authorized. For example, 3AN MAX means the field may possess from one to three alphanumeric characters; 3A means the field must contain exactly three alphabetic characters, and numeric characters are not to be used. Below the field description is the field sequence within the particular set (F1 is field one, F2 is field two, etc.). Following the field sequence is an annotation parentheses showing whether the field is mandatory (M) or conditional (C).

14. (U) Set Description. Explanations of the keywords used as set identifiers are contained below:

a. (U) Exercise Set. The EXER set is mandatory. This set begins with the set identifier "EXER." The set has one field.

33ANB MAX
EXER/ NICKNAME //
F1(M)

Field one of the EXER set (NICKNAME) is mandatory. A single slant (/) symbol is entered followed by the 1 to 33 alphanumeric or blank character name of the exercise. This set is completed with a double slant (//) end-of-set marker.

EXER/IVY LEAGUE//

b. (U) Message Identifier Set. The MSGID set is mandatory. The set identifies the keyword message as being a NUREP message. This set begins with the set identifier "MSGID." The set has three fields.

5A 20ANB MAX 3AN MAX
MSGID/MSG TYPE/ORIGINATOR/REPORT NUMBER//
F1(M) F2(M) F3(M)

(1) (U) Field one of the MSGID set (MSG TYPE) is mandatory. A single slant (/) symbol is entered followed by the term "NUREP."

MSGID/NUREP

CJCSM 3150.04
15 December 1995

(2) (U) Field two of the RCV set (LOCATIONOUICCHARGE) is mandatory. This field identifies the location code of the unit where the transaction occurred, the applicable alphanumeric operational unit identification code assigned to the unit that can employ the weapon, and the charge code associated with the weapon. This field begins with a single slant (/) symbol. To complete this field properly, the three-digit alphabetic character location code of the site where the transaction occurred is entered (see Annex A, B, or C to Appendix D). The six-digit alphanumeric unit identification code of the operational unit that is intended to employ the weapon (for weapons not being held for an operational unit, the OUIIC of the storage unit is entered) and the four-digit alphanumeric charge code associated with the weapon are entered. These three data elements must be entered all together, without separation or special characters between elements.

RCV/A1/BBBWXXYYYAA21

(3) (U) Field three of the RCV set (WPN CODE) is mandatory. This field is used to report a weapon code of up to eight characters. This field begins with a single slant (/) symbol followed by the applicable seven-digit alphanumeric character weapon code from Chapter VI, Table VI-1, pages VI-13 through 16, and the PAL code if applicable from Chapter VI, subparagraph 6f, pages VI-10 and 11. The weapon code must be in agreement with field three of the WPN set.

RCV/A1/BBBWXXYYYAA21/W1111NOD

(4) (U) Field four of the RCV set (SHP LOC) is mandatory. This field identifies the location code from which the weapon or weapons were received. This field begins with a single slant (/) symbol followed by the three-digit alphabetic character location code of the unit from which the weapon identified in field three of this set was received. (See Annex A, B, or C to Appendix D.)

RCV/A1/BBBWXXYYYAA21/W1111NOD/ABA

(5) (U) Field five of the RCV set (RCV QTY) is mandatory. This field identifies the number of weapons received. This field begins with a single slant (/) symbol followed by the one- to three-digit numeric character of the number of weapons received from the location code identified in field four of this set.

RCV/A1/BBBWXXYYAA21/W1111NOD/ABA/1

(6) (U) Field six of the RCV set (SEQ NUM) is mandatory. This is the sequence number of this set relative to all other sets in the message. The NULOC or WPN set in the message will be number one, and each subsequent linear data set within the message will increase by one. This field begins with a single slant (/) symbol followed by the one to three numeric characters of the sequence number of this set. This set is completed with a double slant (/ /) symbol end-of-set marker.

RCV/A1/BBBWXXYYAA21/W1111NOD/ABA/1/4//

i. (U) Weapons Expended or Destroyed Set. The WED set is conditional. This set is used when a weapon or weapons have been expended, lost, or destroyed. The weapons must have been previously reported as on hand, in hand, or red for the specific location and OUIIC and charge identified in field two of this set. The WED set will always be used in conjunction with the WPN set. This set begins with the set identifier "WED." The set has six fields.

NOTE: When the WED set is used, the total in the WPN set always decreases.

4AN MAX	3A	6AN	4AN	8AN MAX	3N MAX	3N MAX 2A	3N MAX
WED/	JDTG	/LOCATION	OUIIC	CHARGE/	WPN CODE/	EXPENDED/	LOSS CODE/
	F1(M)		F2(M)		F3(M)	F4(C)	F5(C)
							F6(M)

(1) (U) Field one of the WED set (JDTG) is mandatory. It is used with a mode code during WSR-EMERG or EXER reporting to identify the Julian date of the year and the time group of the report. Mode codes are listed below. This field begins with a single slant (/) symbol followed by the appropriate one- to three-digit Julian date and mode code.

	<u>EMERG</u>	<u>EXER</u>
MODE CODES:	A1-A366 - 0100	X1-X366 - 0100
	B1-B366 - 1300	Y1-Y366 - 1300

WED/A1

CJCSM 3150.04
15 December 1995

(2) (U) Field two of the WED set (LOCATIONOUICCHARGE) is mandatory. This field identifies the location code of the unit where the transaction occurred, the applicable alphanumeric operational unit identification code assigned to the unit that can employ the weapon, and the charge code associated with the weapon. This field begins with a single slant (/) symbol. To complete this field properly, the three-digit alphabetic character location code of the site where the transaction occurred is entered (see Annex A, B, or C to Appendix D). The six-digit alphanumeric unit identification code of the operational unit that is intended to employ the weapon (for weapons not being held for an operational unit, the OUIIC of the storage unit is entered) and the four-digit alphanumeric charge code associated with the weapon are entered. These three data elements must be entered all together, without separation or special characters between elements.

WED/A1/BBBWXXYYYAA21

(3) (U) Field three of the WED set (WPN CODE) is mandatory. This field is used to report a weapon code of up to eight characters. This field begins with a single slant (/) symbol followed by the applicable seven-digit alphanumeric character weapon code from Chapter VI, Table VI-1, pages VI-13 through 16, and the PAL code, if applicable, from Chapter VI, subparagraph 6f, pages VI-10 and 11.

WED/A1/BBBWXXYYYAA21/W1111NOD

(4) (U) Field four of the WED set (EXPENDED) is conditional. This field identifies the number of weapons actually expended (e.g., "fired"). This field begins with a single slant (/) symbol followed by the one- to three-digit numeric character of the number of weapons identified in field three actually expended.

WED/A1/BBBWXXYYYAA21/W1111NOD/2

(5) (U) Field five of the WED set (LOSS CODE) is conditional. This field identifies the number of weapons that have been lost or destroyed, and the reason for the loss or destruction. Loss codes are listed below. This field begins with a single slant (/) symbol followed by the one- to three-digit numeric character of the number of weapons identified in field three that

have actually been lost or destroyed and by the reason code. These two data elements must be entered all together, without blanks or special characters separating them.

WED/A1/BBBWXXYYYAA21/W1111NOD/2/3HL

(This example shows two weapons expended and three weapons lost by hostile land action.)

The following LOSS CODES must be used in field five only of the WED set:

- ED - Emergency Destruction
- HA - Hostile Air Action
- HL - Hostile Land Action
- HS - Hostile Sea Action
- IL - Inflight Loss or Crash
- JF - Jettison Over Land (Friendly)
- JH - Jettison Over Land (Hostile)
- JN - Jettison Over Land (Neutral)
- JW - Jettison Over International Waters
- LS - Lost at Sea
- TD - Teardown (DOE and DNA use only)
- UN - Other Reason (Specify circumstances in AMPN set)

(6) (U) Field six of the WED set (SEQ NUM) is mandatory. This is the sequence number of this set relative to all other sets in the message. The NULOC or WPN set in the message will be number one, and each subsequent linear data set within the message will increase by one. This field begins with a single slant (/) symbol followed by the one to three numeric characters of the sequence number of this set. This set is completed with a double slant (//) symbol end-of-set marker.

WED/A1/BBBWXXYYYAA21/W1111NOD/2/3HL/5//

j. (U) Location Identification Information Change Set. The LOC set is conditional. This set begins with the set identifier "LOC." To establish a new location, the LOC set is used, followed by a mandatory AMPN set stating the

CJCSM 3150.04
15 December 1995

urgency of need (i.e., approximate date assets will be at that location) and a mandatory LUIC set. The LOC set is also used any time the reporting unit changes one or more of the following location identification information items.

Location Code.

Geographic Location Code (not reported by Navy afloat "NN" units).

Site Name.

Country or State Name (not reported by Navy afloat "NN" units).

Site Coordinates; i.e., latitude and longitude, (not reported by Navy afloat "NN" units).

Changes to site information may be reported to FCDNA or by FCDNA to data users. Requests for a location code to be assigned by FCDNA may be made by including "AAA" in field two of this set and including all other applicable information. This set has seven fields.

4AN MAX	4A	4AN	2AN	15AN	20ANB MAX	3N MAX
LOC/	JDTG	/LOCATION/	GEOLOC	CODE/CNTRY	CODE/COORDINATES/	SITE NAME/SEQ NUM//
F1(M)	F2(M)	F3(C)	F4(C)	F5(C)	F6(C)	F7(M)

(1) (U) Field one of the LOC set (JDTG) is mandatory. It is used with a mode code during WSR-EMERG or EXER reporting to identify the Julian Date of the year and the time group of the report. Mode codes are listed below. This field begins with a single slant (/) symbol followed by the appropriate one- to three-digit Julian date and mode code.

	<u>EMERG</u>	<u>EXER</u>
MODE CODES:	A1-A366 - 0100	X1-X366 - 0100
	B1-B366 - 1300	Y1-Y366 - 1300

LOC/A1

(2) (U) Field two of the LOC set (LOCATION) is mandatory. This field begins with a single slant (/) symbol followed by an "A" (add), "C" (change), or "D" (delete) followed by a three alphabetic character location code assigned by FCDNA to each nuclear storage area. An "A" is entered to add

a location code, a "D" to delete the existing location code, or a "C" if subsequent data fields contain changes to the existing location code. The location code itself cannot be changed; it can only be deleted when the location is disestablished or deleted from use. Following C or D, the location code from Annex A, B, or C to Appendix D is entered. If a location code has not been assigned to this storage site, AAAA is entered in this field. If AAAA is entered, FCDNA will immediately assign a location code and notify the applicable logistic agent who, in turn, will notify the appropriate reporting unit.

LOC/A1/AAAA

(3) (U) Field three of the LOC set (GEOLOC CODE) is conditional. This field will be reported when the geographic location code of a unit changes or is established initially. This field begins with a single slant (/) symbol followed by the new four alphanumeric character geographic location code. (Not applicable for Navy afloat "NN" units.)

LOC/A1/AAAA/XABA

(4) (U) Field four of the LOC set (CNTRY CODE) is conditional. This field will be used to identify the two-character country or state code of a new site. This field begins with a single slant (/) symbol followed by the two alphanumeric character code from Chapter VI, Table VI-5, pages VI-45 through 48. (Not applicable for Navy afloat "NN" units.)

LOC/A1/AAAA/XABA/66

(5) (U) Field five of the LOC set (COORDINATES) is conditional. This field will be used to identify the latitude and longitude of a new site or to change the latitude or longitude reported for an existing site. This field begins with a single slant (/) symbol followed by the six numeric character latitude followed by "N" (north) or "S" (south) and the seven numeric character longitude followed by "E" (east) or "W" (west). The coordinates listed will be the approximate center of the storage location. (Not applicable for Navy afloat "NN" units.) The acceptable information in the coordinates field is as follows:

CJCSM 3150.04
15 December 1995

<u>Latitude</u>		
Position	Information	Range
1-2	Degrees	00-90
3-4	Minutes	00-59
5-6	Seconds	00-59
7	Direction	"N" or "S"

<u>Longitude</u>		
Position	Information	Range
8-10	Degrees	00-180
11-12	Minutes	00-59
13-14	Seconds	00-59
15	Direction	"E" or "W"

LOC/A1/AAAA/XABA/66/373722N0971602E

(6) (U) Field six of the LOC set (SITENAME) is conditional. This field is used when a new site is established or the name of an existing site is changed. This field begins with a single slant (/) symbol followed by the new site name of 1 to 20 alphanumeric and blank characters. This will be the same name submitted for inclusion in Annex A, B, or C to Appendix D.

LOC/A1/AAAA/XABA/66/373722N0971602E/MOONDOCK NY

(7) (U) Field seven of the LOC set (SEQ NUM) is mandatory. This is the sequence number of this set relative to all other sets in the message. The NULOC or WPN set in the message will be number one, and each subsequent linear data set within the message will increase by one. This field begins with a single slant (/) symbol followed by the one to three numeric characters of the sequence number of this set. This set is completed with a double slant (//) symbol end-of-set marker.

LOC/A1/AAAA/XABA/66/373722N0971602E/MOONDOCK NY/6//

k. (U) Location Unit Identification Change Set. The LUIC set is conditional. This set is used to report the OUIIC or RUIIC any time a new location is established, or when a change is required to the RUIIC or OUIIC. This set begins with the set identifier "LUIC." This set has five fields.

	4AN MAX	3A	7AN	6AN	3N MAX
LUIC/	JDTG	/LOCATION/	OUIIC /	RUIIC /	SEQ NUM//
	F1(M)	F2(M)	F3(C)	F4(C)	F5(M)

(1) (U) Field one of the LUIC set (JDTG) is mandatory. It is used with a mode code during WSR-EMERG or EXER reporting to identify the Julian date of the year and the time group of the report. Mode codes are listed below. This field begins with a single slant (/) symbol followed by the appropriate one- to three-digit Julian date and mode code.

	<u>EMERG</u>	<u>EXER</u>
MODE CODES:	A1-A366 - 0100	X1-X366 - 0100
	B1-B366 - 1300	Y1-Y366 - 1300

LUIC/A1

(2) (U) Field two of the LUIC set (LOCATION) is mandatory. This field begins with a single slant (/) symbol followed by the location code where an OUIIC or RUIIC change occurred. If no location code has been assigned, AAA is entered; otherwise the three-digit alphabetic character location code is entered. Note that when AAA is entered, the preceding set must be a LOC set.

LUIC/A1/ABA

(3) (U) Field three of the LUIC set (OUIIC) is conditional. This field begins with a single slant (/) symbol. This field will be used to add or delete an OUIIC associated with a specific location code. To add a new OUIIC, an "A" is entered followed by the new OUIIC; e.g., AFFB130. To delete an old OUIIC, a "D" is entered followed by the OUIIC to be deleted; e.g., DFFB130.

LUIC/A1/ABA/DFFB130

CJCSM 3150.04
15 December 1995

(4) (U) Field four of the LUIC set (RUIC) is conditional. This field will be used to add the RUIC for a new location code. This field begins with a single slant (/) symbol followed by the six-digit alphanumeric unit identification code of the reporting unit. Normally, RUICs are only added; once assigned, they are identified with the location code until that location code itself is deleted. However, should a change occur, enter the new RUIC in this field.

LUIC/A1/ABA/DFFB130/WAXXAA

(5) (U) Field five of the LUIC set (SEQ NUM) is mandatory. This is the sequence number of this set relative to all other sets in the message. The NULOC or WPN set in the message will be number one, and each subsequent linear data set within the message will increase by one. This field begins with a single slant (/) symbol followed by the one to three numeric characters of the sequence number of this set. This set is completed with a double slant (//) symbol end-of-set marker.

LUIC/A1/ABA/DFFB130/WAXXAA/7//

1. (U) Reference Set. The REF set is conditional. This set is used in conjunction with an AMPN set to correct errors in previously submitted reports or to amplify data previously reported. It specifically identifies information reported in the MSGID and EFDT sets of the previous message being referenced. This set is normally the last major set before the RMKS set, and must be followed by an AMPN set which identifies the specific corrections to be made. More than one REF set may be used in any report, but each one must refer to a previous message. Conversely, the REF set and its associated AMPN set may refer to only one previous message. This set begins with the set identifier "REF." This set has five fields.

NOTE: The report number in the MSGID set of any report containing a REF set must be a new report number, at least one greater than the report being referenced.

5A	20ANB MAX	7AN	3A	3N MAX
REF/MSG	TYPE/ORIGINATOR/	DATE-TIME	GROUP/MONTH/	REPORT NUMBER//
F1(M)	F2(M)	F3(M)	F4(M)	F5(M)

(1) (U) Field one of the REF set (MSG TYPE) is mandatory. This field begins with a single slant (/) symbol followed by the term "NUREP."

REF/NUREP

(2) (U) Field two of the REF set (ORIGINATOR) is mandatory. This field begins with a single slant (/) symbol followed by the originator from field two of the MSGID set of the message being referenced.

REF/NUREP/SUMMERS AFB

(3) (U) Field three of the REF set (DATE-TIME GROUP) is mandatory. This field begins with a single slant (/) symbol followed by the date-time group from field one of the EFDT set of the message being referenced.

REF/NUREP/SUMMERS AFB/010100Z

(4) (U) Field four of the REF set (MONTH) is mandatory. This field begins with a single slant (/) symbol followed by the month from field two of the EFDT set of the message being referenced.

REF/NUREP/SUMMERS AFB/010100Z/SEP

(5) (U) Field five of the REF set (REPORT NUMBER) is mandatory. This field begins with a single slant (/) symbol followed by the one to three numeric characters of the report number from field three of the MSGID set of the message being referenced. This set is completed with a double slant (//) symbol end-of-set marker.

REF/NUREP/SUMMERS AFB/010100Z/SEP/123//

m. (U) Amplification Set. The AMPN set is conditional. This set is used to insert an explanation or additional information concerning only the immediately preceding linear data set. The AMPN set can be used to amplify any linear data set. However, if the AMPN set is used to show additional information about one serial number item out of a group of serial number items in a set, the particular serial number being amplified must be identified

CJCSM 3150.04
15 December 1995

in the AMPN set. Five lines or less may be used in the AMPN set. Each line after the first will start at the left margin and will not be preceded by a SETID or field marker. The SETID "AMPN" is used only in the first line. The end-of-set marker will appear in the last line of data only.

5 LINES MAX
AMPN/ FREE TEXT //
F1(M)

The set has one mandatory field. Any characters can be entered except a slant (/) or a double slant (//) between the field marker and the end-of-set marker. This set is completed with a double slant (//) symbol end-of-set marker.

AMPN/CHANGE OUI CODE WPN1 TO READ N01000 VICE N10000//

NOTE: The AMPN set must be used under the following conditions:

- (1) (U) A color code change from yellow (operational) to red (nonoperational).
- (2) (U) To provide the corrections with a REF set.
- (3) (U) When a location code is added or deleted.

n. (U) Narrative Set. The NARR set is optional. This set may be used to insert an explanation or additional information concerning two or more immediately preceding sets. The sets and data within the sets referenced must be self-evident from the narrative. Five lines or less may be used in the NARR set. Each line after the first will start at the left margin and will not be preceded by a SETID or field marker. The SETID "NARR" is used only in the first line. The end-of-set marker will appear as the last item in the last line of data only.

5 LINES MAX
NARR/ FREE TEXT //
F1(M)

The set has one mandatory field. Any characters can be entered except a slant (/) or a double slant (//) between the field marker and the end-of-set marker. This set is completed with a double slant (//) symbol end-of-set marker.

NARR/THIS FIELD MAY BE USED AT THE DISCRETION OF THE REPORTING UNIT//

o. (U) Remarks Set. The RMKS set is mandatory and will always be the last set in the message. This set will be used to identify the total number of lines within the message. It can also be used to give a narrative explanation of the entire message if needed. Five lines of 69 characters or less may be used in the RMKS set. Each line after the first will start at the left margin and will not be preceded by a SETID or field marker. The SETID "RMKS" will be used only in the first line and must be the last set in all WSR-EMERG or EXER messages.

5 LINES MAX
RMKS/ FREE TEXT //
F1(M)

(1) (U) Field one of the RMKS set is mandatory. The first item in the field will always be an Arabic numeral entry specifying the number of lines in the message starting with the line of the MSGID set and including all lines of all sets up to and including the first line of the RMKS set. For WSR-EMERG reports the Arabic numeral entry will be followed by a blank space plus the word "LINES." For WSR-EXER reports the Arabic numeral entry will be followed by a blank space plus the word "LINES" followed by a comma and the exercise name. The exercise name must be the same as the exercise name in the EXER set. This set is completed with a double slant (//) symbol.

RMKS/19 LINES//

(2) (U) If a narrative explanation is needed for a WSR-EMERG report, it will follow the line count. If a narrative explanation is needed for a WSR-EXER report, it will follow the exercise name. Subsequent lines of the RMKS set will not be included in the line count. All information after the line count will be separated by commas rather than field markers. This set is completed with a double slant (//) symbol end-of-set marker. The RMKS set must be the last set used in all WSR-EMERG or EXER messages.

CJCSM 3150.04
15 December 1995

RMKS/19 LINES, X06422B1 REG LESS 3 PCS//

15. (U) Examples. The following are examples of WSR-EMERG and EXER reports. Each example is unique in itself; therefore, quantities do NOT support one another. The JDTG is subject to change depending on whether it is a leap year or not.

a. (U) Receive Weapons On Hand

MSGID/NUREP/BOONDOCKS AFB/23//
EFDT/090100Z/JAN//
WPN/A9/ABCABCDEF9Y99/E2222BMP/5/0/0/1//
RCV/A9/ABCABCDEF9Y99/E2222BMP/DDD/5/2//
RMKS/5 LINES//

EXER/IVY LEAGUE//
MSGID/NUREP/BOONDOCKS AFB/X1//
EFDT/090100Z/JAN//
WPN/X9/ABCABCDEF9Y99/E2222BMP/5/0/0/1//
RCV/X9/ABCABCDEF9Y99/E2222BMP/DDD/5/2//
RMKS/5 LINES, IVY LEAGUE//

COMMENT: RCV set is required and must follow WPN set.

b. (U) Receive Weapons In Hand

MSGID/NUREP/BOONDOCKS AFB/24//
EFDT/101300Z/JAN//
WPN/B10/ABCABCDEF9Y99/E2222BMP/5/5/0/1//
RCV/B10/ABCABCDEF9Y99/E2222BMP/DDD/5/2//
RMKS/5 LINES//

EXER/IVY LEAGUE//
MSGID/NUREP/BOONDOCKS AFB/X2//
EFDT/101300Z/JAN//
WPN/Y10/ABCABCDEF9Y99/E2222BMP/5/5/0/1//
RCV/Y10/ABCABCDEF9Y99/E2222BMP/DDD/5/2//
RMKS/5 LINES, IVY LEAGUE//

c. (U) Ship Weapons from On Hand

MSGID/NUREP/BOONDOCKS AFB/25//
EFDT/130100Z/AUG//
WPN/A225/ABCABCDEF9Y99/E2222BMP/5/7/0/1//
SHP/A225/ABCABCDEF9Y99/E2222BMP/DDD/2/2//
RMKS/5 LINES//

EXER/IVY LEAGUE//
MSGID/NUREP/BOONDOCKS AFB/X5//
EFDT/130100Z/AUG//
WPN/X225/ABCABCDEF9Y99/E2222BMP/5/7/0/1//
SHP/X225/ABCABCDEF9Y99/E2222BMP/DDD/2/2//
RMKS/5 LINES, IVY LEAGUE//

COMMENT: SHP set is required and must follow the WPN set.

d. (U) Ship Weapons from In Hand

MSGID/NUREP/BOONDOCKS AFB/26//
EFDT/141300Z/AUG//
WPN/B226/ABCABCDEF9Y99/E2222BMP/5/5/0/1//
SHP/B226/ABCABCDEF9Y99/E2222BMP/DDD/2/2//
RMKS/5 LINES//

EXER/IVY LEAGUE//
MSGID/NUREP/BOONDOCKS AFB/X6//
EFDT/141300Z/AUG//
WPN/Y226/ABCABCDEF9Y99/E2222BMP/5/5/0/1//
SHP/Y226/ABCABCDEF9Y99/E2222BMP/DDD/2/2//
RMKS/5 LINES, IVY LEAGUE//

COMMENT: SHP set is required and must follow the WPN set.

CJCSM 3150.04
15 December 1995

e. (U) Change Weapon Charge Code

MSGID/NUREP/BOONDOCKS AFB/27//
EFDT/170100Z/AUG//
WPN/A229/ABCABCDEF9Y99/E2222BMP/3/4/0/1//
WPN/A229/ABCABCDEF9X99/E2222BMP/1/0/0/2//
RMKS/5 LINES//

EXER/IVY LEAGUE//
MSGID/NUREP/BOONDOCKS AFB/X9//
EFDT/170100Z/AUG//
WPN/X229/ABCABCDEF9Y99/E2222BMP/3/4/0/1//
WPN/X229/ABCABCDEF9X99/E2222BMP/1/0/0/2//
RMKS/5 LINES, IVY LEAGUE//

COMMENT: WPN set containing old charge code must precede WPN set containing new charge code (see subparagraph 11a, page III-15).

f. (U) Change OUIIC

MSGID/NUREP/BOONDOCKS AFB/28//
EFDT/190100Z/AUG//
WPN/A231/ABCABCDEF9X99/E2222BMP/0/0/0/1//
WPN/A231/ABCGHIJKL9X99/E2222BMP/2/0/0/2//
RMKS/5 LINES//

EXER/IVY LEAGUE//
MSGID/NUREP/BOONDOCKS AFB/X11//
EFDT/190100Z/AUG//
WPN/X231/ABCABCDEF9X99/E2222BMP/0/0/0/1//
WPN/X231/ABCGHIJKL9X99/E2222BMP/2/0/0/2//
RMKS/5 LINES, IVY LEAGUE//

COMMENT: WPN set containing old OUIIC must precede WPN set containing new OUIIC (see subparagraph 11a, page III-15).

g. (U) Transfer Weapons from On Hand to In Hand

MSGID/NUREP/BOONDOCKS AFB/29//
EFDT/230100Z/AUG//
WPN/A235/ABCABCDEF9Y99/E2222BMP/0/6/0/1//
RMKS/4 LINES//

EXER/IVY LEAGUE//
MSGID/NUREP/BOONDOCKS AFB/X15//
EFDT/230100Z/AUG//
WPN/X235/ABCABCDEF9Y99/E2222BMP/0/6/0/1//
RMKS/4 LINES, IVY LEAGUE//

h. (U) Transfer Weapons from In Hand to On Hand

MSGID/NUREP/BOONDOCKS AFB/30//
EFDT/241300Z/AUG//
WPN/B236/ABCABCDEF9Y99/E2222BMP/3/3/0/1//
RMKS/4 LINES//

EXER/IVY LEAGUE//
MSGID/NUREP/BOONDOCKS AFB/X16//
EFDT/241300Z/AUG//
WPN/Y236/ABCABCDEF9Y99/E2222BMP/3/3/0/1//
RMKS/4 LINES, IVY LEAGUE//

i. (U) Transfer Weapons from On Hand to Red

MSGID/NUREP/BOONDOCKS AFB/31//
EFDT/250100Z/AUG//
WPN/A237/ABCABCDEF9Y99/E2222BMP/2/3/1/1//
AMPN/CABLE BROKEN, NOT REPAIRABLE//
RMKS/5 LINES//

EXER/IVY LEAGUE//
MSGID/NUREP/BOONDOCKS AFB/X17//
EFDT/250100Z/AUG//
WPN/X237/ABCABCDEF9Y99/E2222BMP/2/3/1/1//
AMPN/CABLE BROKEN, NOT REPAIRABLE//
RMKS/5 LINES, IVY LEAGUE//

CJCSM 3150.04
15 December 1995

COMMENT: Reason for red shown in AMPN set.

j. (U) Transfer Weapons from Red to On Hand

MSGID/NUREP/BOONDOCKS AFB/32//
EFDT/261300Z/AUG//
WPN/B238/ABCABCDEF9Y99/E2222BMP/3/3/0/1//
RMKS/4 LINES//

EXER/IVY LEAGUE//
MSGID/NUREP/BOONDOCKS AFB/X18//
EFDT/261300Z/AUG//
WPN/Y238/ABCABCDEF9Y99/E2222BMP/3/3/0/1//
RMKS/4 LINES, IVY LEAGUE//

k. (U) Transfer Weapons from In Hand to Red

MSGID/NUREP/BOONDOCKS AFB/33//
EFDT/270100Z/AUG//
WPN/A239/ABCABCDEF9Y99/E2222BMP/3/2/1/1//
AMPN/LLCS HAVE EXPIRED AWAITING RECEIPT OF LLC KITS//
RMKS/5 LINES//

EXER/IVY LEAGUE//
MSGID/NUREP/BOONDOCKS AFB/X19//
EFDT/270100Z/AUG//
WPN/X239/ABCABCDEF9Y99/E2222BMP/3/2/1/1//
AMPN/LLCS HAVE EXPIRED AWAITING RECEIPT OF LLC KITS//
RMKS/5 LINES, IVY LEAGUE//

COMMENT: Reason for red shown in AMPN set.

l. (U) Transfer Weapons from Red to In Hand

MSGID/NUREP/BOONDOCKS AFB/34//
EFDT/281300Z/AUG//
WPN/B240/ABCABCDEF9Y99/E2222BMP/3/3/0/1//
RMKS/4 LINES//

EXER/IVY LEAGUE//
MSGID/NUREP/BOONDOCKS AFB/X20//
EFDT/281300Z/AUG//
WPNY240/ABCABCDEF9Y99/E2222BMP/3/3/0/1//
RMKS/4 LINES, IVY LEAGUE//

m. (U) Bulk Charge Code Change (Navy Only)

MSGID/NUREP/DOCKS/21//
EFDT/110100Z/AUG//
NULOC/A223/ABC/CM/-/9N99/1237D/1//
RMKS/4 LINES//

EXER/IVY LEAGUE//
MSGID/NUREP/DOCKS/X21//
EFDT/110100Z/AUG//
NULOC/X223/ABC/CM/-/9N99/1237D/1//
RMKS/4 LINES, IVY LEAGUE//

COMMENT: All fields are used in the NULOC set.

n. (U) Add a New Location

MSGID/NUREP/JAMESTOWN/1//
EFDT/110100Z/SEP//
LOC/A254/AAAA/JRST/33/123456N0895959E/JAMESTOWN NEW JERSEY/1//
AMPN/URGENCY OF NEED: ASSETS WILL BE RECEIVED AT THIS LOCATION 2 OCT 95//
LUIC/A254/AAA/AXXOUIC/XXRUIC/2//
RMKS/6 LINES//

EXER/IVY LEAGUE//
MSGID/NUREP/JAMESTOWN/X1//
EFDT/110100Z/SEP//
LOC/X254/AAAA/JRST/33/123456N0895959E/JAMESTOWN NEW JERSEY/1//
AMPN/URGENCY OF NEED: ASSETS WILL BE RECEIVED AT THIS LOCATION 2 OCT 95//
LUIC/X254/AAA/AXXOUIC/XXRUIC/2//
RMKS/6 LINES, IVY LEAGUE//

CJCSM 3150.04
15 December 1995

o. (U) Change Weapon Code

MSGID/NUREP/HANDY 12 ORD/16//
EFDT/021300Z/MAR//
WPN/B61/COWWARM559W99/W2112NDO/8/0/0/1//
WPN/B61/COWWARM559W99/W2112NDN/1/0/0/2//
RMKS/5 LINES//

EXER/IVY LEAGUE//
MSGID/NUREP/HANDY 12 ORD/X16//
EFDT/021300Z/MAR//
WPN/Y61/COWWARM559W99/W2112NDO/8/0/0/1//
WPN/Y61/COWWARM559W99/W2112NDN/1/0/0/2//
RMKS/5 LINES, IVY LEAGUE//

p. (U) Change Color Code, Weapon Code, and OUI

MSGID/NUREP/ALERT AFB/26//
EFDT/190100Z/FEB//
WPN/A50/BAACBAFED9Y99/W1110UN/8/0/2/1//
AMPN/DULL SWORD IN ACCORDANCE WITH T.O. 99N-88A-0.
ELECTRICAL CONNECTOR DISCOVERED TO BE CRUSHED//
WPN/A50/BAACBAFEE9Y99/W9610KA/0/0/0/2//
WPN/A50/BAACBAFED9Y99/W9610UN/15/0/0/3//
RMKS/8 LINES//

EXER/IVY LEAGUE//
MSGID/NUREP/ALERT AFB/X26//
EFDT/190100Z/FEB//
WPN/X50/BAACBAFED9Y99/W1110UN/8/0/2/1//
AMPN/DULL SWORD IN ACCORDANCE WITH T.O. 99N-88A-0.
ELECTRICAL CONNECTOR DISCOVERED TO BE CRUSHED//
WPN/X50/BAACBAFEE9Y99/W9610KA/0/0/0/2//
WPN/X50/BAACBAFED9Y99/W9610UN/15/0/0/3//
RMKS/8 LINES, IVY LEAGUE//

COMMENT: One each W1110UN reported red on this WSR. Reporting unit had previously reported one other W1110UN as red. AMPN set reports reason for red. Three each W9610KA weapons changed from associated to unassociated configuration and OUI changed for these weapons.

NOTE: WPN set containing old weapon code and old OUIIC must precede WPN set containing new weapon and new OUIIC (see subparagraph 11a, page III-15).

q. (U) Correction to Previous WSR (Charge Code)

MSGID/NUREP/FT DOCK ISLAND/109//
EFDT/050100Z/MAR//
REF/NUREP/FT DOCK ISLAND/042359Z/FEB/108//
AMPN/CHANGE THE CHARGE CODE ON WPN2 FROM 99Y9 TO 9Y99//
RMKS/5 LINES//

EXER/IVY LEAGUE/
MSGID/NUREP/FT DOCK ISLAND/X99//
EFDT/050100Z/MAR//
REF/NUREP/FT DOCK ISLAND/042359Z/FEB/X98//
AMPN/CHANGE THE CHARGE CODE ON WPN2 FROM 99Y9 TO 9Y99//
RMKS/5 LINES, IVY LEAGUE//

COMMENT: Correction to previous WSR is the only information reported on this WSR. No other reportable transactions occurred during previous 12-hour period.

r. (U) Receive In Hand from and Ship to Same Location

MSGID/NUREP/BOAT/11//
EFDT/181300Z/MAR//
WPN/B77/CUBZYXWVU7X77/W9910RA/0/2/0/1//
SHP/B77/CUBZYXWVU7X77/W9910RA/BUB/1/2//
RCV/B77/CUBZYXWVU7X77/W9910RA/BUB/1/3//
RMKS/6 LINES//

EXER/IVY LEAGUE//
MSGID/NUREP/BOAT/X11//
EFDT/181300Z/MAR//
WPN/Y77/CUBZYXWVU7X77/W9910RA/0/2/0/1//
SHP/Y77/CUBZYXWVU7X77/W9910RA/BUB/1/2//
RCV/Y77/CUBZYXWVU7X77/W9910RA/BUB/1/3//
RMKS/6 LINES, IVY LEAGUE//

CJCSM 3150.04
15 December 1995

COMMENT: Reporting unit exchanged one each W9910RA in this report. On Hand, In Hand, and red quantities did not change.

s. (U) Change Weapon Code and Ship Weapon

MSGID/NUREP/SHIPPY/189//
EFDT/180100Z/FEB//
WPN/A49/CATZYXWVU9Y99/W9910UB/18/0/0/1//
WPN/A49/CATZYXWVU9Y99/W9910UN/0/0/0/2//
SHP/A49/CATZYXWVU9Y99/W9910UN/CAB/1/3//
RMKS/6 LINES//

EXER/IVY LEAGUE//
MSGID/NUREP/SHIPPY/X89//
EFDT/180100Z/FEB//
WPN/X49/CATZYXWVU9Y99/W9910UB/18/0/0/1//
WPN/X49/CATZYXWVU9Y99/W9910UN/0/0/0/2//
SHP/X49/CATZYXWVU9Y99/W9910UN/CAB/1/3//
RMKS/6 LINES, IVY LEAGUE//

t. (U) Weapon Lost

MSGID/NUREP/SHIPPY/190//
EFDT/180100Z/APR//
WPN/A108/ROGN010009J99/E2222BMP/6/0/0/1//
WED/A108/ROGN010009J99/E2222BMP/-1/LS/2//
AMPN/WEAPON WAS LOST AT SEA DUE TO ACFT FALLING OVERBOARD//
RMKS/6 LINES//

EXER/IVY LEAGUE//
MSGID/NUREP/SHIPPY/X59//
EFDT/180100Z/APR//
WPN/X108/ROGN010009J99/E2222BMP/6/0/0/1//
WED/X108/ROGN010009J99/E2222BMP/-1/LS/2//
AMPN/WEAPON WAS LOST AT SEA DUE TO ACFT FALLING OVERBOARD//
RMKS/6 LINES, IVY LEAGUE//

u. (U) Weapon Expended

MSGID/NUREP/SHIPPY/191//
EFDT/191300Z/APR//
WPN/B109/ROGN010009J99/E2222BMP/6/0/2/1//
WED/B109/ROGN010009J99/E2222EMP/11-12//
AMPN/WEAPON FIRED DURING STOCKPILE RELIABILITY//
RMKS/6 LINES//

EXER/IVY LEAGUE//
MSGID/NUREP/SHIPPY/X59//
EFDT/191300Z/APR//
WPN/Y109/ROGN010009J99/E2222BMP/6/0/2/1//
WED/Y109/ROGN010009J99/E2222EMP/11-12//
AMPN/WEAPON FIRED DURING STOCKPILE RELIABILITY//
RMKS/6 LINES, IVY LEAGUE//

v. (U) Receive On Hand Same Type of Weapon from Two Different Locations

MSGID/NUREP/SHIPPY/192//
EFDT/061300Z/MAY//
WPN/B126/ROGN010009J99/W9901RL/2/0/0/1//
RCV/B126/ROGN010009J99/W9901RL/BEE/2/2//
WPN/B126/ROGN010009J99/W9901RL/3/0/0/3//
RCV/B126/ROGN010009J99/W9901RL/CAT/1/4//
RMKS/7 LINES//

EXER/IVY LEAGUE//
MSGID/NUREP/SHIPPY/X72//
EFDT/061300Z/MAY//
WPN/Y126/ROGN010009J99/W9901RL/2/0/0/1//
RCV/Y126/ROGN010009J99/W9901RL/BEE/2/2//
WPN/Y126/ROGN010009J99/W9901RL/3/0/0/3//
RCV/Y126/ROGN010009J99/W9901RL/CAT/1/4//
RMKS/7 LINES, IVY LEAGUE//

CJCSM 3150.04
15 December 1995

w. (U) Shipping Same Type of Weapon to Two Different Locations

MSGID/NUREP/SHIPPY/193//
EFDT/071300Z/MAY//
WPN/B127/ROGN010009J99/W9910RL/2/0/0/1//
SHP/B127/ROGN010009J99/W9910RL/CUB/1/2//
WPN/B127/ROGN010009J99/W9910RL/1/0/0/3//
SHP/B127/ROGN010009J99/W9910RL/BEE/1/4//
RMKS/7 LINES//

EXER/IVY LEAGUE//
MSGID/NUREP/SHIPPY/X73//
EFDT/071300Z/MAY//
WPN/Y127/ROGN010009J99/W9910RL/2/0/0/1//
SHP/Y127/ROGN010009J99/W9910RL/CUB/1/2//
WPN/Y127/ROGN010009J99/W9910RL/1/0/0/3//
SHP/Y127/ROGN010009J99/W9910RL/BEE/1/4//
RMKS/7 LINES, IVY LEAGUE//

CHAPTER IV

STOCKPILE EMERGENCY VERIFICATION PROCEDURE

1. **Purpose.** To determine the validity of a suspected loss of a DOD nuclear weapon.
2. **Scope.** The SEV procedure is the major information source for the NCA and the Chairman of the Joint Chiefs of Staff to verify that all or selected portions of the DOD stockpile of nuclear weapons are in the possession of authorized DOD agents. A SEV report is required on all basic assemblies, bombs, and warheads.
3. **Reproduction.** Extracts of this chapter may be used and reproduced for writing local procedures. Supplementary procedures necessary to ensure compliance with the SEV may be published as appropriate. Copies of these supplementary procedures will be forwarded to Headquarters, Defense Nuclear Agency, (ATTN: NOSM), Washington, DC 22310-3398.
4. **Applicability.** This chapter is applicable to:
 - a. All DOD custodial units having nuclear weapons.
 - b. All logistic agents having cognizance over nuclear weapon maintenance, movement, and storage.
 - c. Activities in possession of inventory records for Navy SSBNs and afloat units under radio silence.
 - d. CINCs and Service Chiefs under provisions of reference j.
5. **Chairman of the Joint Chiefs of Staff Responsibilities**
 - a. The CJCS will initiate a SEV after consultation with the Services or after direction by higher authority. The SEV will be initiated using voice and message traffic.
 - b. The CJCS will receive reports from logistic agents and DNA on SEV progress and prepare update briefs for the NCA as required.
 - c. When the SEV Response Cell has received sufficient data to verify continued custody of DOD nuclear stockpile assets, the SEV will be

UNCLASSIFIED

CJCSM 3150.04
15 December 1995

terminated by the NMCC. In addition, the SEV Response Cell may selectively or completely terminate the SEV prior to units' completing all actions.

6. DNA Responsibilities

- a. Propose, coordinate, and publish SEV procedures.
- b. Administer the NUREP teleconference to support SEV actions.
- c. Prepare and transmit the Weapon Custody Lists (WCL).
- d. Monitor SEV progress and submit Phase II reports to the SEV Response Cell.
- e. Expeditiously notify appropriate CINCs of any problems encountered that may delay completion of the SEV.
- f. Prepare and forward After Action Report to the Joint Staff.

7. CINCs and Service Chiefs Responsibilities

- a. At the time of loss, the Chief of the Service or the CINC having responsibility for the custody of the weapons involved will alert, activate, and deploy all resources capable of hot pursuit to recover the lost or stolen weapon.
- b. CINCs retain a special interest in the SEV process and have the responsibility and authority to ensure nuclear weapons are available for operational requirements.

8. Logistic Agents Responsibilities

- a. Logistic agents are responsible for unit notification as appropriate, monitor SEV progress, and submit Phase I and II status reports, Phase I completion reports, and after action reports.
- b. Logistic agents are responsible for contacting transshipment activities to confirm continued custody of en route DOD nuclear weapons. Logistic agents will submit a Phase II report on en route weapons. (DOE will report for weapons en route from DOE facilities.)

9. Unit Responsibilities

- a. Receive SEV messages.
- b. Determine required actions and conduct verifications as per message instructions.
- c. Submit required reports.

10. Procedures

a. **General Concept.** The Chairman of the Joint Chiefs of Staff may direct a SEV following a threat assessment as conditions warrant. SEVs may be limited to specific locations, weapon types, or individual weapons. When a SEV is limited to specific locations or type of weapons, the location or country and state codes taken from Appendix D or F and weapon code line number from table VI-I will be used in the nonsecure voice message. Weapon codes contained in Chapter VI, Table VI-1, and location or country and state codes contained in Appendixes D, E, and F of this manual, when combined, will not be passed in the clear. The Department of Energy, Deputy Assistant Secretary for Military Application (DASMA) DP-20, will also be informed of DOD SEV initiation and may participate. A confirming FLASH message, with necessary amplifying instructions, will be sent to selected addressees (see standard message format Figure IV-1). Upon direction of a SEV, each organization will immediately perform procedures listed in subparagraphs below. Notification and reporting channels are depicted in Figures IV-2 through IV-5. If necessary, the Chairman of the Joint Chiefs of Staff will direct that shipment of all DOD nuclear weapons cease until completion of the SEV and will establish MINIMIZE for all record and voice communication other than for SEV.

b. Chairman of the Joint Chiefs of Staff Procedures

(1) When directed the Chairman of the Joint Chiefs of Staff will initiate a SEV by NMCC nonsecure voice message to DNA, the DOE Emergency Operations Center, Service, and CINC command operations centers, and nuclear logistic agents: "This is the Command Center. Effective immediately, initiate Stockpile Emergency Verification (SEV) procedures in accordance with CJCSM 3150-04. Notify subordinate units. Record communication follows."

UNCLASSIFIED

CJCSM 3150.04
15 December 1995

FROM: JOINT STAFF WASHINGTON DC//J38//

TO: DNA WASHINGTON DC//NOSM/OPNO/OCOP//
DATA UNIT FCDNA KIRTLAND AFB NM//FCPC/FCPCO//
DIR ACALA ROCK ISLAND IL//AMSTA-CTT-M//
USCINACOM NORFOLK VA//J4LRC//
USCINCEUR VAHINGEN GE//ECJ5-N/ECJ3-CCD-W//
USCINCPAC HONOLULU HI//J37//
USCINCPAC OFFUTT AFB NE//J443/J361//
CINCPACFLT PEARL HARBOR HI//N420//
CINCLANTFLT NORFOLK VA//N411/N411C//
USAFE AOS RAMSTEIN AB GE//AOCW/TACP//
HQ ACC LANGLEY AFB VA//LGW/AOC//
HQ AFSPC PETERSON AFB CO//DOCP/LGMW//
WPNS DIR KELLY AFB TX//NWLL//
(ALL APPLICABLE AIR FORCE/ARMY/NAVY/UNITS)

INFO: CSA WASHINGTON DC//DAMO-SSP/DALO-SMA/MOCS-AOC//
CNO WASHINGTON DC//N411/N514//
DIRSSP WASHINGTON DC//00/27//
PEOCMPANDUAV WASHINGTON DC//PMA280//
HQ USAF WASHINGTON DC//LGMW/XOFS//
NAVORDCEN INDIAN HEAD MD//N7131/N723//
COMNAVAIRPAC SAN DIEGO CA//92//
COMSUMBPAC PEARL HARBOR HI//N92//
DOE WASHINGTON DC//EOC//
DOE GERMANTOWN MD//DASMA DP-20//
DOE ALBUQUERQUE OPS OFC KIRTLAND AFB NM//SNSD//
USCINTRANS COMMAND CENTER SCOTT AFB IL//TCJ3/4/0//
CDR AMC WASH DC//AMCAM-LG//
HQ AFMC WP AFB OH//XOOC/DRWS//
377 CS KIRTLAND AFB NM//SCSC//

Figure IV-1. Standard Message Format
(Continued on next page)

UNCLASSIFIED

CLASSIFICATION _____

SUBJ: STOCKPILE EMERGENCY VERIFICATION (U)

REF: A. CJCSM 3150.04

1. () CJCS HAS DIRECTED INITIATE STOCKPILE EMERGENCY
VERIFICATION (SEV) PROCEDURES IAW REF A.
2. () PHYSICAL VERIFICATION SCOPE/CRITERIA
3. () SUPPLEMENTAL INSTRUCTIONS
4. () POINT OF CONTACT FOR MESSAGE

Figure IV-1. Standard Message Format
(Concluded)

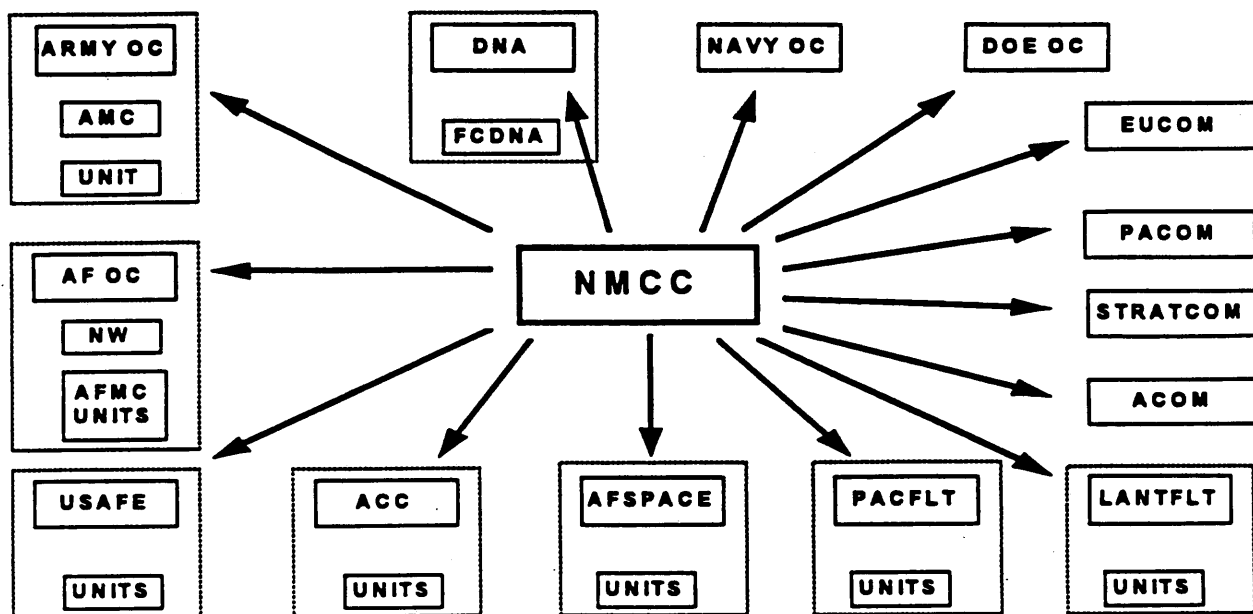


Figure IV-2. NMCC Voice Notification.

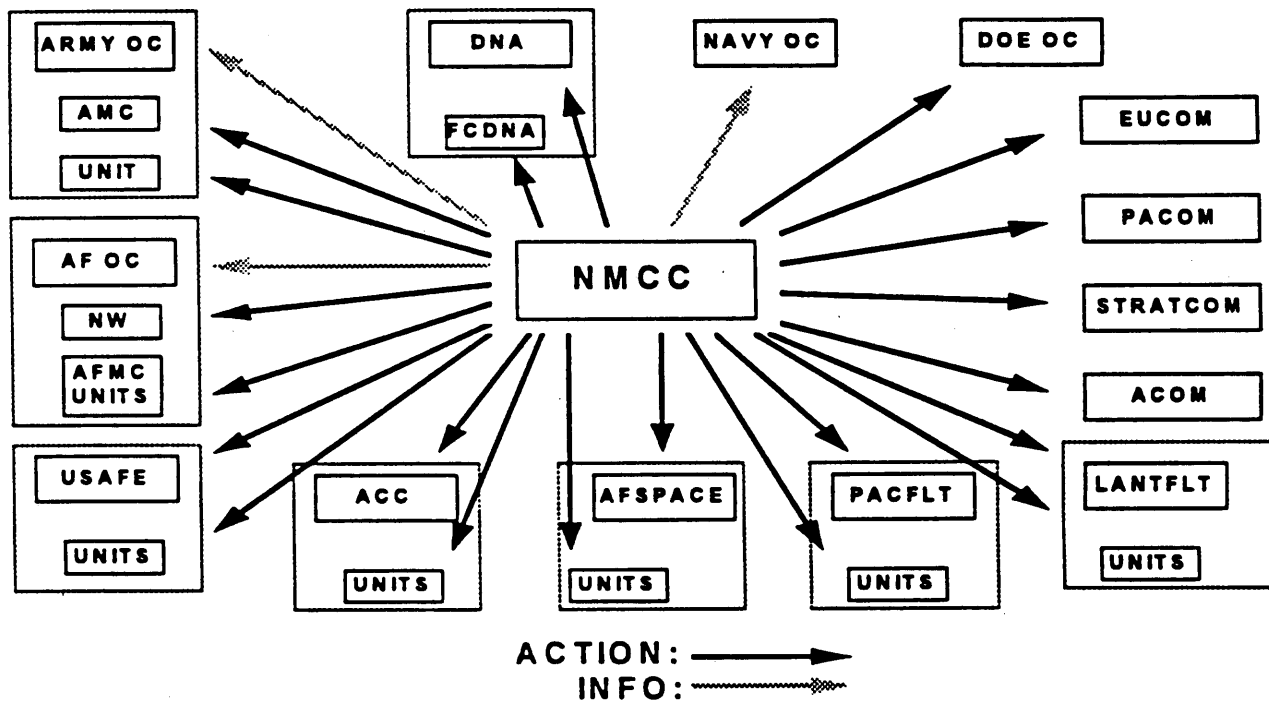


Figure IV-3. NMCC Msg Notification.

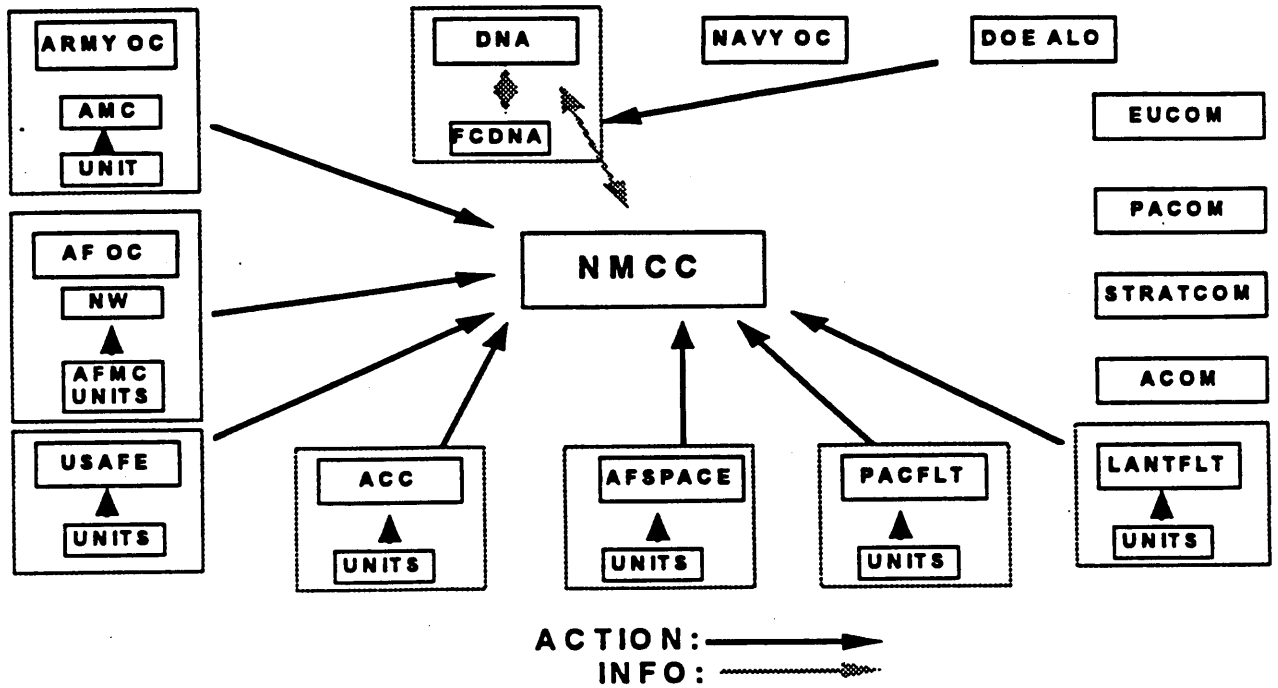


Figure IV-4. Phase I & II Voice Reports.

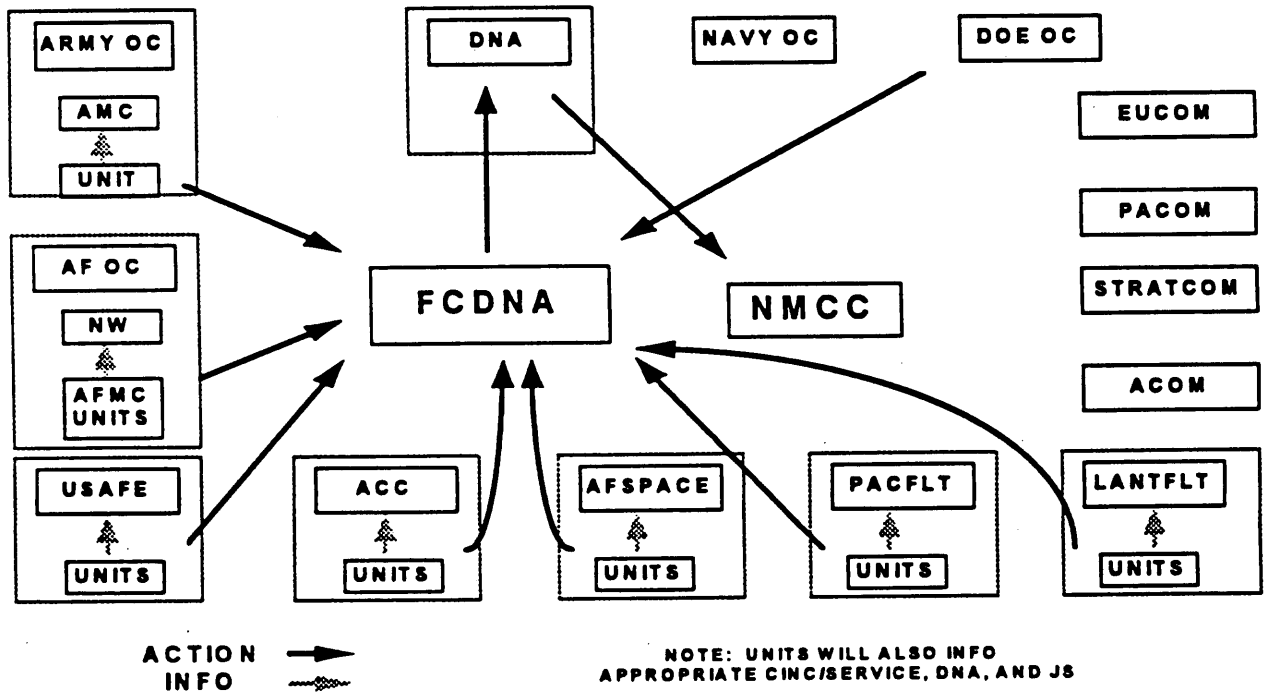


Figure IV-5. Phase II Completion.

UNCLASSIFIED

CJCSM 3150.04
15 December 1995

(2) Record communications initiating the SEV will state in plain language the scope of the SEV and will follow the format shown in Figure IV-1.

(3) When directed the SEV will be terminated by NMCC voice message to DNA, the DOE Emergency Operations Center, Service, and CINC command operations centers and nuclear logistic agents: "This is the Command Center. (Selective Termination) Effective immediately, the Chairman of the Joint Chiefs Staff selectively terminates the Stockpile Emergency Verification initiated (DTG) for (state parameters). (Total Termination) Stockpile Emergency Verification initiated (DTG) is terminated immediately. Notify subordinate units. Record communication follows."

(4) Record communications terminating the SEV will be routed to the addressees shown in Figure IV-1 and may include amplifying details in addition to the notice of the SEV termination. Addressees will retransmit the SEV termination message to subordinate units as appropriate.

c. DNA Procedures

(1) Upon notification of the SEV, FCDNA, IAW the scope, will prepare and transmit WCLs to nuclear weapon custodial units and logistic agents. WCLs will contain information from the stockpile data base (weapon type, serial number) applicable to each unit. Any special instructions from the Joint Staff contained in the initiation message will be extracted and included in the WCLs. Specific instructions on preparing WCLs are contained in paragraph 11.

(2) FCDNA will transmit WCLs for weapons en route to the logistic agent of the units that shipped the weapons. Logistic agents will be information addressees on WCLs pertaining to their respective reporting units.

(3) DNA will submit an initial Phase II status report to the NMCC 8 hours after the DTG of the Joint Staff SEV initiation message if all units have not reported Phase II completion. Direct voice communication is preferred. Subsequent status reports will be provided every 4 hours thereafter until the SEV is complete or until otherwise directed. DNA Phase II status reports will include, as a minimum, the following: location code; number of weapons in scope; number of WCLs transmitted (by logistic agent), DTG and time of transmission of first WCL; DTG and time of transmission of

last WCL; cumulative number of Phase II completion reports received (by logistic agent); percent of units completed by logistic agent, percent of units completed (overall); and any unusual problems encountered. Subsequent status reports will update earlier information.

(4) DNA will expeditiously notify CINCs of problems encountered by subordinate units in completing Phase II by NUREP teleconference update messages or by direct voice.

(5) FCDNA will recommend SEV termination to HQ DNA, for forwarding to the Joint Staff, once FCDNA has received all Phase II completion reports with 100 percent accountability.

(6) Upon receipt of all after action reports, FCDNA (FCPC) will send a report summarizing the test results to HQ DNA (NOSM) within 10 working days after termination of the SEV.

(7) HQ DNA will review and analyze the data and submit a final after action report to the Director for Operations (J-3), Joint Staff, within 3 weeks after receipt of FCDNA's response.

d. Logistic Agent Procedures

(1) The logistic agent will ensure that the activity that possesses the inventory records for Navy SSBNs and afloat units under radio silence submits a Phase II report as required.

(2) Logistic agents will forward unit Phase I and II status reports and Phase I completion reports to the SEV Response Cell, NMCC (commercial (703) 697-3659 or 695-3436 or DSN 227-3659 or 225-3436). Logistic agents will monitor the progress of their subordinate units in accomplishing Phase II. In addition to routine status reporting, logistic agents will immediately inform the Joint Staff and DNA of any problems encountered by subordinate organizations that may delay completion of the SEV.

CJCSM 3150.04
15 December 1995

(3) Upon receipt of termination from the Joint Staff, logistic agents will promptly disseminate termination instructions to all affected subordinate units as needed.

(4) Logistic agents will participate in the NUREP teleconference hosted at the NMCC to facilitate initiation, progress reporting, and termination during a SEV. Direct voice will serve as a secondary method of communications.

(5) Submit after action report.

e. Unit Procedures

(1) When notified, units will determine if they must perform a physical verification or a records check verification. Units will immediately take appropriate actions to complete their portion of the SEV. (See Figure IV-6 below.)

	Phase I			Phase II				AAR
	Physical Count	Voice Status Report	Voice Completion Report	Physical Serial # Verification	WCL/ Records Comparison	Voice Status Report	Message Completion Report	
Physical Verification	X	X	X	X	X	X	X	X
Records Check Verification	N/A	N/A	N/A	N/A	X	X	X	X

1/ If applicable

Figure IV-6. Unit SEV Matrix.

(2) A physical verification SEV requires units to perform Phase I and Phase II actions and reports.

(a) Phase I action consists of a physical count of all nuclear weapons included in the SEV scope compared with unit accountability records. Disassembling or opening containers is not required during Phase I.

(b) Upon completion of Phase I actions, units will submit a Phase I complete report. If actions are not complete within 4 hours after SEV initiation DTG, an interim report will be submitted at that time and a 2-hour status will be provided until completed. Phase I SEV reports are submitted (voice preferred) to logistic agents for further transmission to the NMCC.

(c) Phase II action consists of a comparison of weapon serial numbers with accountability records and with WCLs provided by FCDNA. Units will not delay starting Phase II actions until WCL receipt. Some disassembly or decanning of weapons may be required to gain access to serial numbers. Etched or stamped serial numbers are permanent markings and will be used when performing verifications.

1. The serial number of each nuclear weapon shipped or stored without an outer container will be verified unless weapon teardown is required. If the serial number can be viewed only by weapon teardown, the presence of the nuclear weapon will be verified and its serial number will be obtained from available records.

2. The serial number of each nuclear weapon in a combat configuration will be positively confirmed unless weapon system teardown or removal from launch system is necessary. If weapon system teardown is necessary, the presence of the nuclear weapon will be verified and its serial number obtained from available records.

3. Units will open the outer containers of stored weapons to physically verify the item and, if possible, the serial number. If the serial number cannot be verified, it will be obtained from available records.

(d) Upon completion of Phase II actions, units will submit a Phase II completion report. The Phase II completion report will be appropriately classified and submitted in message format (see paragraph 11e). If actions are not complete within 8 hours after SEV initiation message DTG, an interim Phase II status report will be submitted to the appropriate logistic agent, and subsequent status reports will be provided every 4 hours thereafter until SEV is complete or unless otherwise directed.

UNCLASSIFIED

CJCSM 3150.04
15 December 1995

(3) A records check verification SEV only consists of a comparison of weapon serial numbers from accountable records against WCLs provided by FCDNA. No Phase I actions or reports are required. Only Phase II reporting is required. No physical verification actions are required.

(4) Submit after action report.

11. Communication Instructions

a. Precedence. Accurate and timely reporting is essential. FLASH precedence will be used for transmission of WCLs and SEV phase I and II reports as applicable.

b. Transmission. The WCL and SEV reports will be transmitted via peacetime transmission channels. If those channels are unavailable or inoperative, then the most efficient means available will be used. In the event of nonavailability of secure voice or data circuits, transmission of the WCL and SEV report via nonsecure circuits is permitted. In transmitting a WCL or SEV report via nonsecure voice circuits, encryption will be used. If all communications are lost or radio silence is imposed, SEV reports will be submitted upon reestablishment of communications unless otherwise directed. A maximum effort will be made to reestablish communications and to transmit the WCL-SEV report expeditiously.

c. Content Indicator Codes. WCLs and SEV reports from units will contain the code letter "G" in the third position of the AUTODIN content indicator code. Code letter "G" denotes SEV traffic and should aid communications center personnel at receiving locations in routing WCLs to responsible offices. Units will coordinate CICs in advance with their servicing communications center to ensure expedited handling. Refer to reference f. Content indicator by Service is as follows:

<u>Service or Agency</u>	<u>Indicator</u> <i>11</i>
Air Force	FLG
Army	ALG
Navy	NLG
DNA	DLG

1/ The fourth character of the content indicator will show a "C" for RESTRICTED DATA or a "D" for FORMERLY RESTRICTED DATA, as appropriate. An example of a typical Air Force content indicator code would be FLGD. Refer to reference f.

d. WCL Content Description. The following is a description of the WCL prepared by FCDNA. Items will be separated by commas as will serial numbers.

<u>ITEM</u>	<u>DESCRIPTION</u>
WCL Classification	This item will appear as the first item of every message and will contain "CLASS-" followed by the security classification: U - UNCLASSIFIED CFRD - CONFIDENTIAL FORMERLY RESTRICTED DATA SFRD - SECRET FORMERLY RESTRICTED DATA TFRD - TOP SECRET FORMERLY RESTRICTED DATA Example: "CLASS-SFRD"
Reporting Unit Location Code	This item will appear as the second item in every message and will contain "UNIT-" followed by the three-character location code of the unit holding the weapon. The location code from Appendix D will be inserted after "UNIT-". Example: "UNIT-ZZZ" (Dummy location code shown).
Last WSR Number	This item will appear as the third from Unit item in every message. This will contain "NO-" followed by the number of the last WSR from this particular unit processed by FCDNA. Example: "NO-116"

UNCLASSIFIED

CJCSM 3150.04
15 December 1995

<u>ITEM</u>	<u>DESCRIPTION</u>
WSR Numbers Received by FCDNA but Not Processed or Included in WCL	<p>This fourth item will only appear when a WSR has been received by FCDNA from this unit but has not been processed by FCDNA and is not included in the WCL. If there are no unprocessed WSRs from this unit at FCDNA, this item will not be in the message. If the item is included it will contain "UNPR-" followed by the number or numbers of WSRs (separated by commas) of any nonprocessed WSRs.</p> <p>Example: "UNPR-129,130"</p>
Location Code of the Reporting Unit That Will Receive an En Route Weapon	<p>This item is included when nuclear weapon(s) are en route from the location code identified by the second item and are to be received by the destination location code identified by this item. If this item is included, "RCVR-" followed by the location code of the unit scheduled to receive the weapon(s) will be shown.</p> <p>Example: "RCVR-ZZZ" (Dummy location code shown)</p>
Identification of the Weapon	<p>This item identifies the weapon noun and mark number of the serial numbers that are in the following item. "ID"- followed by the weapon noun (Chapter VI, noun A, B, or W) and mark number will be entered.</p> <p>Example: "ID-W80"</p>
Serial Numbers	<p>This item will list "SN-" followed by the serial numbers of the weapons with ID number shown in the previous item.</p> <p>Example: "SN-1234567, 2234567, 3234567"</p>

UNCLASSIFIED

e. Sample WCLs. Hypothetical sample WCLs, using dummy location codes, are:

(1) A reporting unit's On Hand assets:

MESSAGE ADDRESS (applicable unit)
CLASS-SFRD,UNIT-ZZZ,NO-105,UNPR-104,ID-W66,
SN-1234567,2234567,3234567,4234567,ID-W71,
SN-7654321,6654321,5654321.

(2) WCL reflecting items in an en route status and addressed to logistic agents:

MESSAGE ADDRESS (logistic agents)
CLASS-SFRD,UNIT-YYY,NO-231,RCVR-ZZZ,ID-W56,
SN-1234567,2234567

f. SEV Reports Content Description

(1) Phase I status and completion reports and Phase II status reports will report the following: unit location code, effective DTG, percent of weapons counted or Phase I completion, and any problems encountered.

(2) A Phase II completion report will be submitted when custody confirmation is in total agreement with the WCL IAW Figure IV-7. SWFLANT and SWFPAC will report specific location codes and DTG entries for each separate facility and SSBN. Each location code will have a separate and distinct DTG associated with it.

UNCLASSIFIED

CJCSM 3150.04
15 December 1995

FROM: (Reporting Unit)

TO: DATA UNIT FCDNA KIRTLAND AFB NM//FCPC/FCPPO//

INFO: JOINT STAFF WASHINGTON DC//J38//

DNA WASHINGTON DC//NOSM//

(SEE SERVICE APPENDIX FOR ADDITIONAL ADDRESSEES)

CLASSIFICATION _____

SUBJ: SEV PHASE II COMPLETION REPORT

REF: A. CJCSM 3150.04

1. SEV PHASE II CUSTODY VERIFIED FOR:

LOCATION CODE XXX DTG XXXXXX.

2. POC IS _____ AT DSN: XXX-XXXX.

Figure IV-7. Phase II Completion Report.

IV-16

UNCLASSIFIED

g. Custody Discrepancies. Discrepancies between WCLs and on-hand assets may result from: a shipment or receipt transaction that was made after the last WSR was received and processed by FCDNA; a shipment or receipt transaction that was reported on WSR number(s) not received at FCDNA; an error in a noun, mark program number, serial number; or other similar situation. When positive custody confirmation and WCL are not in agreement, one of the following actions will be taken:

(1) If unit records indicate that the unit should have custody of the weapon but the weapon cannot be located, an OPREP-3 PINNACLE/EMPTY QUIVER will be submitted immediately in accordance with reference i. In addition, immediately submit a SEV discrepancy report.

(2) If unit records indicate that the unit should not have custody of the weapon, specific information is required in the SEV report for stockpile reconciliation purposes. If a discrepancy exists in a WCL, the SEV report will show an add, change, or delete adjustment to the WCL.

(a) SEV (discrepancies) report content.

<u>SITUATION</u>	<u>LOCATION CODE</u>	<u>ADJUSTMENT REQUIRED</u>	<u>REASON FOR DISCREPANCY*</u>
Shipment	The location code of the unit shipping the weapons. For en route weapon reporting, indicate the location code of the logistic agency preparing the report.	Delete: Noun, mark program number, and serial number(s)	SHIPPED_____. WSR number, date, and TO location code.

*Cover any situation that may be of interest or affect the objectives of the SEV.

UNCLASSIFIED

CJCSM 3150.04
15 December 1995

<u>SITUATION</u>	<u>LOCATION CODE</u>	<u>ADJUSTMENT REQUIRED</u>	<u>REASON FOR DISCREPANCY*</u>
Receipt	The location code of the unit receiving the weapons. For en route weapon reporting, indicate the location code of the logistic agency preparing the report.	Add: Noun, mark program number, and serial number(s)	RECEIVED_____. WSR number, date, and FROM location code.
Data Correction	The location code of the unit making the correction. For en route weapon reporting, indicate the location of the logistic agency preparing report.	Change: (as received) to read (corrected, repeat corrected)	Indicate noun, mark program number, or serial numbers to be corrected. When correcting serial number(s) identify applicable noun, mark program number, repeat correction.
Weapon Missing	The location of the reporting unit.	Missing: Noun, Mark program number, and serial number(s)	Missing weapon. Reported IAW OPREP-3 Pinnacle/ Empty Quiver_____.

(b) Hypothetical sample SEV discrepancy reports. Sites report WCL discrepancies for their locations and Logistic Agents report WCL discrepancies for en route weapons. Choose one or a combination of the following: Add, Change, Delete, or Missing, depending on your situation. Place the action required in paragraph 1 of your SEV Discrepancy Report. If more than one discrepancy is noted, use paragraphs 1a, 1b, 1c, or 1d (as needed) to report: (See Figure IV-8)

FROM: (Reporting Unit)

TO: DATA UNIT FCDNA KIRTLAND AFB NM//FCPC/FCPCO//

INFO: JOINT STAFF WASHINGTON DC//J38//

DNA WASHINGTON DC//NOSM//

(SEE SERVICE APPENDIX FOR ADDITIONAL ADDRESSEES)

CLASSIFICATION _____

SUBJ: SEV DISCREPANCY REPORT FOR (LOCATION CODE)

REF: A. CJCSM 3150.04

REF: B. FCDNA MSG, SUBJ: WEAPONS CUSTODY LIST, DTG: _____.

(ADD)

1. ADD: W71, SN-1234567. RECEIVED ON WSR 209, 7 JUNE 1981, FROM
(SHIPPING LOC).

and/or

(CHANGE)

1. CHANGE: W71, SN-7654321 TO READ SN-7654320, REPEAT SN-7654320.

and/or

(DELETE)

1. DELETE: W66, SN-2345678. SHIPPED ON WSR 210, 5 JUNE 1981, TO

Figure IV-8. SEV Discrepancy Report.
(Continued on next page)

UNCLASSIFIED

CJCSM 3150.04
15 December 1995

(RECEIVING LOC).

and/or

(MISSING)

1. MISSING: W71, SN-3456789. MISSING WEAPON REPORTED IAW OPREP-3
PINNACLE/EMPTY QUIVER, _____
2. POC IS _____ AT DSN: XXX-XXXX.

Figure IV-8. SEV Discrepancy Report.
(Concluded)

IV-20

UNCLASSIFIED

h. After Action Reports

Units and logistic agents will submit a SEV after action report by priority message within 48 hours of SEV termination. This will be a separate message from the Phase II completion report transmitted by the units. See Figure IV-9 below for format and addressees.

FROM: REPORTING UNIT OR LOGISTIC AGENT SUBMITTING AAR

TO: DATA UNIT FCDNA KIRTLAND AFB NM//FCPC/FCPCO//

INFO: JOINT STAFF WASHINGTON DC//J38//

DNA WASHINGTON DC//NOSM//

(SEE SERVICE APPENDIX FOR ADDITIONAL ADDRESSEES)

CLASSIFICATION _____

SUBJ: STOCKPILE EMERGENCY VERIFICATION AFTER ACTION REPORT

REF: A. CJCSM 3150.04

1. (U) THE FOLLOWING INFORMATION IS PROVIDED (ALL TIMES ZULU):
 - A. (U) SITE NAME AND LOCATION CODE. (WHEN FILLED IN S-FRD)
 - B. (U) TIME OF INITIAL SEV MESSAGE RECEIPT AT SERVICING COMMUNICATIONS CENTER.
 - C. (U) TIME OF SEV MESSAGE DELIVERY TO ACTION OFFICE.
 - D. (U) TIME OF PHASE I COMPLETION OR NOT APPLICABLE.

Figure IV-9. SEV After Action Report.
(Continued on next page)

UNCLASSIFIED

CJCSM 3150.04
15 December 1995

- E. (U) TIME OF WCL RECEIPT AT SERVICING COMMUNICATIONS CENTER.
 - F. (U) TIME OF WCL DELIVERY TO ACTION OFFICE.
 - G. (U) MESSAGE DTG OF PHASE II COMPLETION.
 - H. (U) PROBLEMS ENCOUNTERED.
 - I. (U) RECOMMENDATIONS FOR SEV IMPROVEMENT.
2. POC IS _____ AT DSN: XXX-XXXX.

Figure IV-9. SEV After Action Report.
(Concluded)

IV-22

UNCLASSIFIED

12. Tests

- a. General. SEV tests normally will be conducted semiannually. DNA will forward the proposed SEV scope criteria to the Director for Operations (J-3), Joint Staff, for approval and initiation. Interested agencies may request additional tests through the Joint Staff.

- b. SEV TEST. Procedures followed by all participants will be the same as for an actual SEV. The sentence "THIS IS A TEST OF THE STOCKPILE EMERGENCY VERIFICATION SYSTEM," will be inserted at the beginning and end of both voice and teletype messages.

UNCLASSIFIED

CJCSM 3150.04
15 December 1995

(INTENTIONALLY BLANK)

IV-24

UNCLASSIFIED

CHAPTER V

STOCKPILE INVENTORIES AND INVENTORY REPORTS (U)

1. (U) Purpose. The Semiannual Inventory Report (SIR) is to provide an independent visual inventory, reconciliation of sites' accountable records with the inventory, and reconciliation of the sites' accountable records with the National Nuclear Weapons Stockpile Data Base maintained by the Defense Nuclear Agency (DNA).

2. (U) Scope. The SIR will consist of a visual inventory of each weapon and unassociated component by serial number. The weapons reported will include items of Chapter VI, Table VI-1, pages VI-13 through 16, of this manual for all basic assemblies, bombs, and warheads. Also, all unassociated components from Chapter VI, Table VI-2, pages VI-19 through 22, On Hand will be reported. SIRs are required to be submitted by all DOD reporting units having custody of WR nuclear weapons or having custody of specified Military Service Special Design Items.
 - a. (U) Visual Inventory. The semiannual inventory will be conducted in accordance with applicable Service regulations or directives. It is reiterated that the requirement exists to visually inventory each item by serial number and this fact must be attested to by the inventorying and verifying officers.

 - b. (U) Sealed Containers. The requirement for visual inventory of items in a sealed container may be satisfied by ensuring that the appropriate sealing device of the container and the serial number name plate are intact. Inspection information, when required, may be obtained from certified records maintained by the organization.

 - c. (U) Assembled Items. The requirement for visual inventory of only those reportable items (Chapter VI, Table VI-1, pages VI-13 through 16) stored in an assembled configuration where the serial number is obscured may be satisfied by viewing the Inspection Record Card (IRC)/Nuclear Ordnance Record Card (NORC).

V-1

CONFIDENTIAL

Derived From: CG-W-5, Joint DOE-DOD Nuclear Weapon Classification Policy, dated 1 Jan 1984
Reason: 1.5(a)
Declassify On: Material contains Formerly Restricted Data and is excluded from automatic declassification

FORMERLY RESTRICTED DATA
Unauthorized disclosure subject to administrative and criminal sanctions. Handle as Restricted Data in foreign dissemination, Section 144b, Atomic Energy Act, 1954.

CJCSM 3150.04
15 December 1995

- d. (U) Blind Inventory. To provide increased probability that stockpile and reporting unit accountability records agree, inventories will be conducted without prepared lists (i.e., blind) of stockpile totals or serial numbers. Serial numbers of reportable items will be recorded on blank paper during the visual verification of reportable items' presence. Afterwards, the recorded visual verification result will be compared with the reporting unit inventory records. Using the verified serial number inventory list as a basis, the reportable WPN set quantities will be verified.
3. (U) Reconciliation Procedures. FCDNA will process, identify errors, and notify the Service logistic agents of errors within three duty days of SIR receipt. Reporting units will submit corrections to SIRs within four duty days of the error notification from FCDNA to the logistic agent. Upon receipt of corrections, FCDNA will provide a summary of the reconciliation status to the Service logistic agents within 30 days of receipt. DNA will inform the Joint Staff if the SIR reconciliation process surfaces significant inconsistencies which may require further investigation.
4. (U) Submission Requirement. The semiannual inventory of all reportable items will be reported as of 2359Z local time the last calendar day of the inventory month shown in Annex A, B, or C to Appendix D under the column heading "INV MONTH." (The "Z" is required to ensure interoperability of the NUREP keyword data base with other US and allied keyword reporting systems and does not indicate Zulu time.) SIR reports will be submitted no later than 5 working days following the "As Of" date of the report. Reporting unit commanding officers will establish procedures to ensure a QA review of all outgoing SIRs before transmission and will obtain a Service message (comeback copy) of each SIR submitted from the servicing communication center. SIRs will be transmitted by AUTODIN if the capability exists or teletype message (referred to as message in this manual). Semiannual inventories will not be accomplished or reports submitted during the Chairman of the Joint Chiefs of Staff directed DEFCONs 3, 2, or 1 or similar NATO condition unless directed by the Chairman of the Joint Chiefs of Staff. When a peacetime DEFCON is resumed, FCDNA will notify units that did not submit a SIR during increased readiness of the "As Of" date of the next SIR. This "As Of" date will be a Service-DNA mutually agreed date.
5. (U) Addressing Reports. Reports submitted by designated reporting units will be addressed as follows. Addressees on message traffic are cautioned to reflect the place name of the communication facility supporting the reporting

unit. Additionally, storage locations holding assets of another Service will send an information copy of the message to applicable logistic agents on all SIRs reflecting status changes to those assets, including receipts and shipments. The place name of the location code shown in Annex A, B, or C to Appendix D of this manual will not be used unless identical to the supporting communication facility.

a. (U) ARMY

(U) ARMY MATERIEL COMMAND

TO: DATA UNIT FCDNA KIRTLAND AFB NM
DIR ACALA ROCK ISLAND IL//AMSTA-CTT-M//

INFO: CDR ARDEC PICATINNY ARSENAL NJ//AMSTA-AR-LSS//

b. (U) NAVY

(1) (U) NAVY LANT (INCLUDING THOSE UNITS DEPLOYED TO EUR, AND PAC)

TO: DATA UNIT FCDNA KIRTLAND AFB NM
CINCLANTFLT NORFOLK VA//N411/N411C// (when unit is in
LANTFLT, NAVEUR, and PACFLT areas)
CINCUSNAVEUR LONDON UK (when unit is in NAVEUR, and
PAC)

INFO: ADMINISTRATIVE TYPE COMMANDER
(other appropriate operational commanders (PAC) when
deployed)

(2) (U) CINCPACFLT

TO: DATA UNIT FCDNA KIRTLAND AFB NM
USCINCPAC HONOLULU HI//J37//
CINCPACFLT PEARL HARBOR HI//N420//
_____ (others as directed by CINCPACFLT in
Appendix B))

INFO: COMNAVAIRPAC SAN DIEGO CA
SWFPAC BANGOR WA

CJCSM 3150.04
15 December 1995

c. (U) Air Force

TO: DATA UNIT FCDNA KIRTLAND AFB NM
WPNS DIR KELLY AFB TX//NWLL//
APPROPRIATE MAJOR COMMAND
USCINCEUR VAIHINGEN GE//ECJ5-N// (all units when under
CINCUSAFE)
USCINCPAC HONOLULU HI//J37// (all units when under
USCINCPAC)

6. (U) Communications Information For SIRs

- a. (U) Purpose. AUTODIN is the ideal medium for transmitting NUREP. AUTODIN can accept data in many forms and convert the data to the forms required at the receiving station. Any language media format will be accepted.
- b. (U) Scope. AUTODIN may not be directly available to all nuclear weapon reporting stations. However, most reporting stations are able to prepare their reports on data cards or teletype-paper punched tape in a format that can be delivered to an AUTODIN terminal for transmission and output at the receiving station in a card format.
- c. (U) AUTODIN Submission. Any method of AUTODIN transmission may be used, as long as the DATA UNIT FCDNA and the logistic agents receive reports that can be automatically processed. A message format report may be submitted by those units that do not have access to secure AUTODIN but are in the Defense Communication System (DCS). Units not in the DCS may use off-line encryption for reporting (subparagraph 6i, page V-6). There is no preferred or primary means of transmission.
- d. (U) Content Indicator Code. The content indicator code is a four-character code identifying the type of report (refer to reference f). The content indicator code is vital to machine processing of reports and will be used when submitting AUTODIN-message SIRs. For SIR reporting, a "C" will be used in the third position. For assistance the following is provided:

<u>SERVICE OR AGENCY</u>	<u>INDICATOR</u> ^{1/}
AIR FORCE	FLC
ARMY	ALC
NAVY	NLC
DNA	DLC

1/ The fourth character of the content indicator will show a "C" for RESTRICTED DATA or a "D" for FORMERLY RESTRICTED DATA, as appropriate.

The content indicator should be coordinated with the local communications center.

e. (U) Message

(1) (U) The messages will employ the specific transmission instruction, "COMMCENTER transmit the content indicator shown above in the Message Handling Instructions block on this transmission. This special instruction is required for Automatic Data Processing by receiving commands." This special instruction will be placed in the Special Instructions block of DD Form 173 (Joint Message Form) series or where specified in authorized Service message forms. To ensure that this transmission instruction is adhered to, coordination will be effected with the communications center serving reporting units.

(2) (U) A DD Form 173 series or locally acceptable substitute is used to transmit the report. It must contain the precedence (ACTION and INFO); Language Media Format; content indicator; classification; from; to; signature of releaser; date and time of release; and number of pages. A copy of the outgoing message will be retained for unit records. Classification of the DD Form 173 series will be in accordance with the security requirements of classification guides and contents of the report.

f. (U) Transmission in Multiple Parts

(1) (U) If a report exceeds 498 lines, including MSGID, EFDT, and RMKS set, break the message into separate parts. Each part will contain its own MSGID, EFDT, PART, NULOC, and RMKS sets. The MSGID, EFDT, and NULOC sets are identical on each part. The PART set has two fields,

CJCSM 3150.04
15 December 1995

one identifying the part of the message that follows immediately and the second field identifying the total number of parts. The NULOC set is always sequence line number one, each line thereafter is sequential. The RMKS set will identify the total number of lines in each part including MSGID, EFDT, PART, and RMKS sets.

(2) (U) If all the serial numbers in the WPNTR set for a particular WPN set make the message too large to fit in Part 1, then the message should be broken (end Part 1 with appropriate RMKS, and begin Part 2 with MSGID, EFDT, PART and NULOC lines) at the beginning of that particular WPN set, even though it may not be at line 498. The intent is to have all the particular WPNTR lines report together with the associated WPN set. See example in subparagraph 11c, pages V-29 and 30.

g. (U) Retention of AUTODIN Transmissions. A hard copy of all reports will be retained as prescribed by Service regulations or applicable directives. All units using OCR message forms (e.g., DD Form 173 series), will receive a Service message (comeback copy) with the image of the transmission from its local communications center.

h. (U) Typographic Errors. Delivery of OCR message forms or computer disks to a communications center for transmission reduces the possibility of communications center personnel generating typographic errors when entering the SIR manually.

i. (U) Off-Line Encryption. Units that are not in the DCS or that utilize off-line encryption for transmission of classified messages will report the same information as in the AUTODIN or message report using IMMEDIATE precedence. Reports will be addressed as indicated in paragraph 5, pages V-2 through 4. All reports will contain the following crypto note immediately after the DATA UNIT To addressee: "Route this message to DATA UNIT FCDNA KIRTLAND AFB NM."

7. (U) Special Instructions

a. (U) Linear Data Sets Exceeding 69 Characters. Linear data sets may not exceed 69 characters. If the information reported would cause the set to exceed 69 characters, the set must be closed out and repetitive sets of the same type, including all mandatory fields, must be used until all necessary information is reported.

b. (U) Not Operationally Ready Weapons. Weapons that are not operationally ready will be reported in the "Red" field only, not in the "In Hand" or "On Hand" field of the WPN set. If a weapon previously reported as In Hand of an OUIIC is reported as not operationally ready, the in-hand balance must be reduced unless another weapon is moved from On hand to In Hand.

c. (U) Codes Reported with WPN and WPNTR Sets. The WPN and WPNTR sets are used to report all WR items where the first character of the weapon code (Chapter VI, Table VI-1, pages VI-13 through 16) is an A (basic assembly; B (bomb); or W (warhead). Other reportable data (Chapter VI, Table VI-2, pages VI-19 through 22) will be considered components and will be reported using the component transaction (COMP) sets.


d. (U) Reservoir and Neutron Generator Serial Numbers and Manufacture Dates. The first three alpha characters of the complete serial number for the neutron generators are the manufacturer's code. The fourth alpha character, if present, is a part of the numeric serial number and will be reported; i.e., MBBA-31031-C5 reported as A31031 in field three of the component transactions (COMP) set. The last two characters are the date code and will not be reported. The alpha "R" suffix of a reservoir serial number denotes to the manufacturer that the item has been reworked. The R is not reportable as part of the serial number.

8. (U) Verification

a. (U) Army, Navy, and Air Force Activities. The SIR will be conducted by two officers, commissioned, warrant, or permanent Civil Service personnel in grade GS-11 or higher, one being appointed as inventory officer and the other as verifying officer. Where operationally feasible, the verifying officer will be designated from a different organization than the accountable organization. When only one organization is located at an installation, designation of the verifying officer will be in accordance with the following:

- (1) (U) The verifying officer will be from a different branch or section than the accountable branch or section.
- (2) (U) The verifying officer will be a disinterested individual.
- (3) (U) The same individual will not be designated as the verifying officer for two consecutive SIRs.

CJCSM 3150.04
15 December 1995



c. (U) Certification. The inventory and verifying officers are responsible for ensuring that visual inventory by serial numbers of all major components is accomplished in accordance with paragraph 2, page V-1. Upon completion of the semiannual inventory, the designated verifying representatives will prepare and execute the following certificate that will be maintained as part of the reporting unit SIR file until the next semiannual inventory has been completed. The inventory and verifying officers will review the SIR message before transmission.

I, _____, having been appointed a duly authorized
(Name, Rank/Grade, SSAN)

representative of _____, date _____, do
(Appointing Commander)(HQ Authority)

hereby certify the inventory of _____ as of _____ to be accurate,
(Location code) (Date)

having been accounted for by me and the Inventory Officer

(Name, Rank/Grade, SSAN)

in accordance with CJCSM 3150.04, 2359 hours local

_____ 19_____.
(Applicable Day and Month)

Signature Verifying Officer

Signature Inventory Officer (Witness)

9. (U) Message Preparation. NUREP message text is based on an ordered collection of formatted data lines, also known as data set or sets.

- a. (U) Types of Sets. NUREP messages use only two types of sets, linear data sets and free-text sets. Both allow the horizontal display of data or information. All data or information reported within NUREP sets will be left justified. Except for weapon-component code serial numbers beginning with zero and date-time group data, leading zeros will not be used when reporting numbers.
- b. (U) Length of Lines Within Sets. A single line of data for a linear data set and a single line of information for a free-text set cannot exceed 69 characters.
- c. (U) Set Identifier. Each linear data set and free-text set used in NUREP messages begins with a SETID consisting of three to six alphabetic characters comprising an abbreviation or an acronym that is descriptive of the type of data or information contained in the set. This characteristic of the SETID makes the content of each set apparent to the human user. In addition, it ensures that the data or information in the set can be directed to, and stored in, the correct position in an ADP file or record, where applicable.
- d. (U) Order of Sets. The order in which linear data sets occur within NUREP messages is shown in Figure V-1. Although free-text sets are shown last in the figure, certain ones may immediately follow specific linear data sets to provide amplifying or narrative type information. Sets that may be repeated within a message any number of times are identified in Figure V-1 by the character "R" at the left margin of the set. The order or sequence of sets within NUREP messages is important because they are like building blocks, with each set after the first one relying on data reported in previous sets.

CONFIDENTIAL

CJCSM 3150.04
15 December 1995

<u>SETID ABBREVIATIONS</u>	<u>SET NAME</u>	<u>SET OCCURRENCE</u>
MSGID/M/M/M//	Message Identifier	M
EFDT/M/M//	Effective Date	M
PART/M/M//	Part	C
NULOC/M/M/M/C/C/C/M//	Reporting Unit, CHOP, and Special Information	M
R WPN/M/M/M/M/M/M/M//	Weapon Summary	C
R WPNTR/M/M/M//	Weapon Transaction	C
R COMP/M/M/M/M//	Component Transaction	C
R REF/M/M/M/M/M//	Reference	C
R AMPN/M//	Amplification	C/M
RMKS/M//	Remarks	M

Figure V-1. (U) NUREP Sets

e. (U) Occurrence of Sets. The occurrence of a set refers to the necessity for its use in a message. In Figure V-1 each set is designated as being mandatory or conditional by the letters "M" or "C" in the set occurrence column.

(1) (U) Mandatory Sets. A mandatory set must be included every time a NUREP message is submitted. A mandatory set cannot be changed to optional or conditional.

(2) (U) Conditional Sets. When the use of a set is required only under certain conditions, the set is defined and identified as a conditional set. If the condition is met, the conditional set must be included in the message. If the condition is not met, the conditional set is not used.

f. (U) Fields. Fields are areas within a set designated for the entry of formatted data or information. All NUREP sets have one or more fields. The fields for linear data sets are interchangeably referred to as formatted data fields, formatted fields, or data fields. The fields for free-text sets are normally referred to as information fields and, with one exception (the RMKS set), do not require specific or formatted data. When a description or explanation regarding fields applies to both linear data sets and free-text sets, the word "field" is normally used. The order in which fields appear within the various NUREP sets is shown in Figure V-2, page V-13, and the fields are designated as being mandatory or conditional by the letters "M" or "C" in parentheses after the field number identification. The following is additional information needed to prepare sets:

(1) (U) Field Marker. The field marker is a single slant (/) symbol that marks the start of each field. Thus, field markers appear between the SETID and first field of each linear data set and free-text set and between all subsequent data fields. Field markers are never used before a SETID or after the last field in a set. The data fields in a linear data set cannot be divided between lines. Therefore, when a linear data set cannot be completed in a single line, it must be closed with an end-of-set marker, and subsequent sets of the same SETID are used until all necessary information is conveyed. Free-text sets have only one information field, which may be continued on following lines without using a field marker at the left margin. The number of lines for an information field in a free-text

CJCSM 3150.04
15 December 1995

set is limited and cannot exceed five lines. Since the field markers have structural significance, the single slant (/) symbol will not be used within the content of data fields for linear data sets or within the content of information fields for free-text sets.

(2) (U) End-of-Set Marker. The end-of-set marker is a double slant (//) symbol, which must be used to terminate all linear data sets and free-text sets. An end-of-set marker may not be divided between two lines and an end-of-set marker may never be used within the content of data fields for linear data sets or within the content of information fields for free-text sets.

(3) (U) Mandatory Fields. Fields are designated as mandatory when the data or information they provide is essential to the content of a specific message. Mandatory fields must contain data or information when the associated SETID is used.

5A 20ANB MAX 3A MAX
MSGID/MSG TYPE/ORIGINATOR/REPORT NUMBER//
F1(M) F2(M) F3(M)

7AN 3A
EFD/DATE-TIME GROUP/MONTH//
F1(M) F2(M)

2N MAX 2N MAX
PART/IDENT/TOTAL//
F1(M) F2(M)

4N MAX 3A 3A MAX 3A 4AN 5AN MAX 3N MAX
NULOC/ JDTG /LOCATION/INDICATOR/LOCATION/CHRG CODE/MTO NUMBER/SEQ NUM//
F1(M) F2(M) F3(M) F49(C) F5(C) F6(C) F7(M)

4N MAX 3A 6AN 4AN 8AN MAX 4N MAX 4N MAX 4N MAX 3N MAX
WPN/ JDTG /LOCATION/OUIC/CHARGE/WPN CODE/ON HAND/IN HAND/ RED /SEQ NUM//
F1(M) F2(M) F3(M) F4(M) F5(M) F6(M) F7(M)

30ANS MAX 57ANS MAX 3N MAX
WPNT/TRANSACTION/SERIAL NUMBER(S)/SEQ NUM//
F1(M) F2(M) F3(M)

8AN MAX 30ANS MAX 50ANS MAX 3N MAX
COMP/COMPONENT CODE/TRANSACTION/SERIAL NUMBER(S)/SEQ NUM//
F1(M) F2(M) F3(M) F4(M)

5A 20ANB MAX 7AN 3A 3A MAX
REF/MSG TYPE/ORIGINATOR/DATE-TIME GROUP/MONTH/REPORT NUMBER//
F1(M) F2(M) F3(M) F4(M) F5(M)

5 LINES MAX
AMPN/FREE TEXT//
F1(M)

5 LINES MAX
RMKS/FREE TEXT//
F1(M)

(UNCLASSIFIED)

Figure V-2 . (U) NUREP Set Description.

(4) (U) Conditional Fields. Conditional fields are required if the conditions described in the field description have occurred and must be reported. If the condition described in the field description has not occurred, the procedures in subparagraph 9f(5) below will be followed.

(5) (U) Lack of Data. Conditional fields do not always require data or information. If a conditional field does not require data or information to be entered but it is followed by one or more fields that require an entry, then a hyphen (-) must be entered. A zero will not be used to indicate a lack of data. (See subparagraph 9g below.)

g. (U) Examples of Linear Data Set. The following is a two-part example of a linear data set with a SETID followed by three mandatory fields, three conditional fields, and one mandatory field. The first example shows what the set would look like if all the conditional fields had data that needed to be reported. The second example reflects the situation where field five is conditional and the condition is met, thus data must be reported. Fields four and six do not have the condition met and data does not have to be reported. Note in example two that fields four and six must be included with hyphens to maintain the integrity of subsequent fields, because field seven is required.

(1) (U) EXAMPLE ONE:

M M M C C C M
SETID/DATA/DATA/DATA/DATA/DATA/DATA/DATA//
1 2 3 4 5 6 7

(2) (U) EXAMPLE TWO:

M M M C C C M
SETID/DATA/DATA/DATA/ - /DATA/ - /DATA//
1 2 3 4 5 6 7

10. (U) Set Description

a. (U) Message Identifier Set. The MSGID set is mandatory. The set identifies the keyword message as being a NUREP message. This set begins with the set identifier "MSGID." The set has three fields.

	5A	20ANB MAX	3A MAX
MSGID/MSG TYPE/ORIGINATOR/REPORT NUMBER//			
	F1(M)	F2(M)	F3(M)

(1) (U) Field one of the MSGID set (MSG TYPE) is mandatory. A single slant (/) symbol is entered followed by the term "NUREP."

MSGID/NUREP

(2) (U) Field two of the MSGID set (ORIGINATOR) is mandatory. A single slant (/) symbol is entered followed by the 1 to 20 alphanumeric or blank characters of the unit's name or activity submitting the report. Originator's name appearing in Annex A, B, or C to Appendix D will be used.

MSGID/NUREP/HANDY 12 ORD

(3) (U) Field three of the MSGID set (REPORT NUMBER) is mandatory. This field begins with a single slant (/) symbol followed by the report number. The report number of all SIRs submitted will be "SSS." This set is completed with a double slant (//) symbol end-of-set marker.

MSGID/NUREP/HANDY 12 ORD/SSS//

b. (U) Effective Date Set. The EFDT set is mandatory. This set begins with the set identifier "EFDT." The set has two fields.

	7AN	3A
EFDT/DATE-TIME GROUP/MONTH//		
	F1(M)	F2(M)

(1) (U) Field one of the EFDT set (date-time group) is mandatory. This field begins with a single slant (/) symbol followed by a two-digit numeric character to indicate the last day of the report month; e.g., 28, 29, 30, 31. Next, the standardized local time group (2359) is entered. A "Z" is added at the end of the standardized local time group (2359Z). This five-digit alphanumeric character representing time is required to ensure the interoperability of the NUREP keyword data base with other US and allied keyword reporting systems.

EFDT/312359Z

CJCSM 3150.04
15 December 1995

(2) (U) Field two of the EFDT set (MONTH) is mandatory. This field begins with a single slant (/) symbol followed by the first three alphabetic characters of the report month; e.g., JAN, FEB, or MAR, etc. This set is completed with a double slant (//) symbol end-of-set marker.

EFDT/312359Z/OCT//

c. (U) Message Part Set. The PART set is conditional. This set will be used only if there are more than 498 lines in a NUREP message prepared for AUTODIN. This set begins with the set identifier "PART." The set has two fields.

3N MAX 2N MAX
PART/ IDENT /TOTAL//
F1(M) F2(M)

(1) (U) Field one of the PART set (IDENT) is mandatory. This field identifies the PART of the message that follows immediately. This field begins with a single slant (/) symbol followed by the numeric 1 to 99.

PART/1

(2) (U) If the next message is "PART 2," it will be identified in field one as follows:

PART/2

(3) (U) Field two of the PART set (TOTAL) is mandatory. This field identifies the total number of parts in the message. This field begins with a single slant (/) symbol followed by the numeric 2 to 99. This set is completed with a double slant (//) symbol end-of-set marker.

PART/1/2// (Part 1 of 2 Parts)

PART/2/2// (Part 2 of 2 Parts)

d. (U) Reporting Unit, CHOP, and Special Information Set. The NULOC set is mandatory. This set begins with the identifier "NULOC." The set has seven fields.

4N MAX	3A	3A MAX	3A	4AN	5AN MAX	3N MAX	
NULOC/	JDTG /	LOCATION/	INDICATOR/	LOCATION/	CHRG CODE/	MTO NUMBER/	SEQ NUM//
F1(M)	F2(M)	F3(M)	F4(C)	F5(C)	F6(C)	F7(M)	

(1) (U) Field one of the NULOC set (JDTG) is mandatory. This field begins with a single slant (/) symbol followed by the appropriate one- to three-digit Julian date (1-366).

NULOC/43

(2) (U) Field two of the NULOC set (LOCATION) is mandatory. This field will be used to identify the location code of the unit where the inventory has occurred. This field begins with a single slant (/) symbol followed by the three alphabetic character location code of the unit where the inventory has occurred. Specific location codes can be found in Annex A, B, or C to Appendix D.

NULOC/43/ABB

(3) (U) Field three of the NULOC set (INDICATOR) is mandatory. This field identifies the report as a SIR. This field begins with a single slant (/) symbol followed by the three alphabetic character "INV."

NULOC/43/ABB/INV

(4) (U) Field four of the NULOC set (LOCATION) is conditional. This field will be reported only if the location code of the unit preparing the report is different from the location code of the unit where the inventory has occurred. This field begins with a single slant (/) symbol followed by the three alphabetic character location code of the unit preparing the report. Specific location codes can be found in Annex A, B, or C to Appendix D.

NULOC/43/ABB/INV/-

(Unit where the inventory has occurred is submitting its own report.)

NULOC/43/ABB/INV/ABC

(Unit submitting report is different from unit where the inventory has occurred.)

CJCSM 3150.04
15 December 1995

(5) (U) Field five of the NULOC set (CHARGE CODE) is never used in a SIR. This field begins with a single slant (/) symbol followed by a hyphen to maintain the integrity of subsequent fields.

NULOC/43/ABB/INV/ABC/-

(6) (U) Field six of the NULOC set (MTO NUMBER) is never used in a SIR. This field begins with a single slant (/) symbol followed by a hyphen to maintain the integrity of subsequent fields.

NULOC/43/ABB/INV/-/-/-

(7) (U) Field seven of the NULOC set (SEQ NUM) is mandatory. This is the sequence number of this set relative to all other sets in the message. The NULOC set in the message will be number one, and each subsequent linear data set within the message will increase by one. This field begins with a single slant (/) symbol followed by the one to three numeric characters of the sequence number of this set. This set is completed with a double slant (//) symbol end-of-set marker.

NULOC/43/ABB/INV/-/-/-/1//

e. (U) Weapons Summary Set. The WPN set is conditional. This set is required to report the status of a weapon or any number of weapons in any of the following categories: weapon code, alteration code, OUIIC, balance On Hand, balance In Hand, balance not operationally ready, color status, and charge code (other than a Navy CHOP). This set begins with the set identifier "WPN." The WPN set has seven fields.

4N MAX	3A	6AN	4AN	8AN MAX	3N MAX	3N MAX	3N MAX	3N MAX
WPN/ JDTG /LOCATION	OUIIC	CHARGE	WPN CODE	ON HAND	IN HAND	RED	SEQ NUM	//
F1(M)		F2(M)		F3(M)	F4(M)	F5(M)	F6(M)	F7(M)

(1) (U) Field one of the WPN set (JDTG) is mandatory. This field begins with a single slant (/) symbol followed by the appropriate one- to three-digit Julian date (1-366).

WPN/43

(2) (U) Field two of the WPN set (LOCATIONOUICCHARGE) is mandatory. This field identifies the location code of the unit where the inventory has occurred, the applicable alphanumeric operational unit identification code assigned to the unit that can employ the weapon, and the charge code associated with the weapon. This field begins with a single slant (/) symbol. To complete this field properly, the three-digit alphabetic character location code of the site where the inventory has occurred is entered (see Annex A, B, or C to Appendix D). The six-digit alphanumeric unit identification code of the operational unit that is intended to employ the weapon (for weapons not being held for an operational unit, the OUIIC of the storage unit is entered) and the four-digit alphanumeric charge code associated with the weapon are entered. These three data elements must be entered all together, without separation or special characters between elements.

WPN/43/BBBWXXYYYAA21

(3) (U) Field three of the WPN set (WPN CODE) is mandatory. This field is used to report a weapon code of up to eight characters. This field begins with a single slant (/) symbol followed by the applicable seven-digit alphanumeric character weapon code from Chapter VI, Table VI-1, pages VI-13 through 16, and the PAL code, if applicable, from Chapter VI, subparagraph 6f, page VI-10 and 11.

WPN/43/BBBWXXYYYAA21/W1111NOD

(4) (U) Field four of the WPN set (ON HAND) is mandatory. This field is used to report only operationally ready weapons that are at a storage site and earmarked for use by the OUIIC in field two of this set. Red weapons and weapons in the hands of the operational unit will not be shown in this field. This field begins with a single slant (/) symbol followed by the one to four numeric (0-9999) quantity of weapons on hand designated for use by the OUIIC in field two. A zero (0) rather than a hyphen (-) is entered if no weapons are on hand at the storage site designated for an operational unit.

WPN/43/BBBWXXYYYAA21/W1111NOD/2

CJCSM 3150.04
15 December 1995

(5) (U) Field five of the WPN set (IN HAND) is mandatory. This field is used to report only operationally ready weapons that are physically possessed by the operational unit shown in field two (if the OUIIC in field two is not capable of employing the weapon such as a storage site UIC, no weapons will be shown in this field). This field will be used to show weapons that are on aircraft, In Hand of a firing unit, aboard a ship capable of employing the weapons, or on an alert missile. This field begins with a single slant (/) symbol followed by the one to four numeric (0-9999) quantity of weapons that are in the hands of an operational unit. A zero (0) rather than hyphen (-) is entered if no weapons are in the hands of the OUIIC.

WPN/43/BBBWXXYYAA21/W1111NOD/2/2

(6) (U) Field six of the WPN set (RED) is mandatory. This field is used to report only nonoperationally ready weapons that are designated for the OUIIC shown in field two of this set. This field begins with a single slant (/) symbol followed by the one to four numeric (0-9999) quantity of weapons not operationally ready. A zero (0) rather than a hyphen (-) is entered if no red weapons are designated for the OUIIC in field five of this set.

WPN/43/BBBWXXYYAA21/W1111NOD/2/2/1

NOTE: The total of on-hand, in-hand, and red quantities (field four plus field five plus field six) for each WPN set equals the total assets for that location, OUIIC, charge code, and weapon code (fields two and three) combination.

(7) (U) Field seven of the WPN set (SEQ NUM) is mandatory. This is the sequence number of this set relative to all other sets in the message. The NULOC set in the message will be number one and each subsequent linear data set within the message will increase by one. This field begins with a single slant (/) symbol followed by the one to three numeric characters of the sequence number of this set. This set is completed with a double slant (//) symbol end-of-set marker.

WPN/43/BBBWXXYYAA21/W1111NOD/2/2/1/2//

f. (U) Weapons Transaction Set. The WPNTR set is conditional. This set will be used to identify the status and serial numbers of weapons OH, IH, and red on the preceding WPN set. The set amplifies information in the immediately preceding WPN. This set begins with the set identifier "WPNTR." The set has three fields.

30ANS MAX	57ANS MAX	3N MAX
WPNTR/TRANSACTION/SERIAL NUMBER(S)/SEQ NUM//		
F1(M)	F2(M)	F3(M)

(1) (U) Field one of the WPNTR set (TRANSACTION) is mandatory. This field is used to report the possession, color condition, and the alteration code of the nuclear weapons. The transaction forms for this field are shown in Figure V-3, page V-22. One or more transaction forms may be entered. Each transaction form will be separated from the next transaction form by a comma. This field begins with a single slant (/) symbol followed by the 1 to 30 alphanumeric or special characters from Figure V-3 to reflect the transaction forms affecting all serial numbers that will be shown in field two of this set. The set has three fields. Required SIR transaction entries in field one are as follows:

- (a) (U) "OH,Y" or "IH,Y" or "OH,R" or "IH,R".
- (b) (U) "A&" followed by the appropriate alteration code.

(2) (U) Field two of the WPNTR set (SERIAL NUMBER) is mandatory. This field is used to report the serial numbers of the weapons affected by the transaction forms shown in field one of this set. This field begins with a single slant (/) symbol followed by as many serial numbers as are applicable until all serial numbers are listed, or until another serial number plus the sequence number and the end-of-set marker will be more than 69 characters in the full set. Serial numbers will be separated by commas. Data from a single WPNTR set will not be continued on a second line. If more serial numbers are to be reported than the 69 characters allow, another complete WPNTR set will be used, including a SETID and fields one, two, and three.

WPNTR/OH,Y,A&DHL/123456

<u>DESCRIPTION</u>	<u>FORM</u>	<u>EXPLANATION</u>
Alteration Code	A&ALT CODE	This form is used to report the alteration code of a weapon. The applicable alteration code from Chapter VI, Table VI-4, pages VI-33 through 40, will be entered after the ampersand (&), (A&ABC).
On Hand	OH	This form is used to report weapons that are On hand for an OUI. (See subparagraph 10e(4), page V-19.) This form will not be used for weapons that are in hand of an OUI or are red.
In Hands of Operational Unit	IH	This form is used to report weapons that are In Hands of the operational unit. (See subparagraph 10e(5), page V-20.) This form will not be used for weapons that are On Hand or are red.
Operationally Ready	Y	This form is used to report serial number items as operationally ready. This transaction code will be used in conjunction with transaction codes OH and IH.
Not Operationally Ready	R	This form is used to report serial number items that do not meet operationally ready criteria. (See subparagraph 10e(6), page V-20.)

(UNCLASSIFIED)

Figure V-3 . (U) Transaction Forms for the WPNTR Set.

(3) (U) Field three of the WPNTR set (SEQ NUM) is mandatory. This is the sequence number of this set relative to all other sets in the message. The NULOC set in the message will be number one, and each subsequent linear data set within the message will increase by one. This field begins with a single slant (/) symbol followed by the one to three numeric characters of the sequence number of this set. This set is completed with a double slant (//) symbol end-of-set marker.

WPNTR/OH,Y,A&DHL/123456/6//

g. (U) Component Transactions Set. The COMP set is conditional. This set is used for all unassociated components listed in Chapter VI, Table VI-2, pages VI-19 through 22, that are On Hand. Transaction forms that affect both the component and the weapon on which a component is installed will not require a COMP set for that component. These transaction forms are not required because the transaction forms reported on the WPNTR set for the weapon also affect all installed components when the transaction forms for shipment, receipt, alteration code change, and charge code changes are reported on the WPNTR set. This set begins with the set identifier "COMP." The COMP set has four fields.

8AN MAX	30ANS MAX	50ANS MAX	3N MAX
COMP/COMPONENT CODE/TRANSACTION/SERIAL NUMBER(S)/SEQ NUM//			
F1(M)	F2(M)	F3(M)	F4(M)

(1) (U) Field one of the COMP set (COMPONENT CODE) is mandatory. This field begins with a single slant (/) symbol followed by the eight alphanumeric component code. This field identifies the reportable component affected by the transaction form. The component code from Chapter VI, Table VI-2, pages VI-19 through 22, is entered.

COMP/G1111XA

(2) (U) Field two of the COMP set (TRANSACTION) is mandatory. This field is used to reflect the possession, color condition, charge code, or alteration code, as appropriate, depending on the type of component. The transaction forms for this field are shown in Figure V-4, page V-25. One or more transaction forms affecting serial number components may be used. Each transaction form will be separated from the next form by a comma. This field begins with a single slant (/) symbol followed by the 1

CONFIDENTIAL

CJCSM 3150.04
15 December 1995

to 30 alphanumeric or special characters from Figure V-4 to reflect the transaction forms affecting all serial numbers that will be shown in field three of this set. Required SIR entries in field two are as follows:

(a) (U) For unassociated fuzes and shape components enter the following:

1. (U) "Y" or "R."
2. (U) "C&" followed by the charge code.
3. (U) "A&" followed by the alteration code when applicable.

(b) (U) For MSSDI items enter "Y" or "R."

(c) (U) For unassociated reservoirs and generators enter "OH."

COMP/G1111XA/OH

NOTE: Field two of the COMP set is not a fixed field. The sequence order for field two of the COMP set is not critical as long as all the pertinent information is provided.

(3) (U) Field three of the COMP set (SERIAL NUMBER) is mandatory. This field is used to report the serial numbers of the components affected by transaction forms shown in field two. This field begins with a single slant (/) symbol followed by as many serial numbers as are applicable until all serial numbers are listed or until another serial number plus the sequence number and end-of-set marker will be more than the 69 characters allowed. Serial numbers will be separated by commas. Data from a single COMP set will not be continued on a second line. If more serial numbers are to be reported than the 69 characters allow, another complete COMP set will be used, including SETID and fields one, two, three, and four.

COMP/G1111XA/OH/123456,234567,345678

<u>DESCRIPTION</u>	<u>FORM</u>	<u>EXPLANATION</u>
Alteration Code (Fuzes & Shape Components)	A&ALT CODE	This form is used to report the alteration code of an unassociated component (fuze or shape). The applicable alteration code from Chapter VI, Table VI-3, pages VI-25 through 32, will be entered after the ampersand (A&ABC).
Charge Code Change	C&NEW CHRG CODE.	This form is used to report the charge code for an unassociated fuze or shape component. The charge code will follow the ampersand (C&4W44).
On Hand	OH	This form is used to report components that are On Hand at a storage site.
Operationally Ready	Y	This form is used to report items as operationally ready. This form will not be used for a generator or reservoir.
Not Operationally Ready	R	This form is used to report components not associated with weapons that do not meet criteria to be operationally ready for use. This form will not be used for a generator or a reservoir.

(UNCLASSIFIED)

Figure V-4. (U) Transaction Forms for the COMP Set.

CJCSM 3150.04
15 December 1995

(4) (U) Field four of the COMP set (SEQ NUM) is mandatory. This is the sequence number of this set relative to all other sets in the message. The NULOC set in the message will be number one, and each subsequent linear data set within the message will increase by one. This field begins with a single slant (/) symbol followed by the one to three numeric characters of the sequence number of this set. This set is completed with a double slant (//) symbol end-of-set marker.

COMP/G1111XA/OH/123456,234567,345678/8//

h. (U) Reference Set. The REF set is conditional. This set is used in conjunction with an AMPN set to correct errors reported in previously submitted reports or to amplify data previously reported. It specifically identifies information reported in the MSGID and EFDT sets of the previous message being referenced. This set is normally the last major set before the RMKS set and must be followed by an AMPN set, which identifies the specific corrections to be made. More than one REF set may be used in any report, but each one must refer to a previous message. Conversely, the REF set and its associated AMPN set may refer to only one previous message. This set begins with the set identifier "REF." This set has five fields.

5A	20ANB MAX	7AN	3A	3A MAX
REF/MSG TYPE/	ORIGINATOR/	DATE-TIME	GROUP/MONTH/	REPORT NUMBER//
F1(M)	F2(M)	F3(M)	F4(M)	F5(M)

(1) (U) Field one of the REF set (MSG TYPE) is mandatory. This field begins with a single slant (/) symbol followed by the term "NUREP."

REF/NUREP

(2) (U) Field two of the REF set (ORIGINATOR) is mandatory. This field begins with a single slant (/) symbol followed by the originator from field two of the MSGID set of the message being referenced.

REF/NUREP/DOCKS

(3) (U) Field three of the REF set (DATE-TIME GROUP) is mandatory. Begin this field with a single slant (/) symbol followed by the date-time group from field one of the EFDT set of the message being referenced.

REF/NUREP/DOCKS/312359Z

(4) (U) Field four of the REF set (MONTH) is mandatory. This field begins with a single slant (/) symbol followed by the month from field two of the EFDT set of the message being referenced.

REF/NUREP/DOCKS/312359Z/MAR

(5) (U) Field five of the REF set (REPORT NUMBER) is mandatory. This field begins with a single slant (/) symbol followed by the report number. The report number of all corrections to SIRs will be "SSS." This set is completed with a double slant (//) symbol end-of-set marker.

REF/NUREP/DOCKS/312359Z/MAR/SSS//

i. (U) Amplification Set. The AMPN set is conditional. This set will only be used when submitting a correction to a SIR. This set is used to insert an explanation or additional information concerning only the immediately preceding linear data set. The AMPN set can be used to amplify any linear data set. However, if the AMPN set is used to show additional information about one serial number item out of a group of serial number items in a set, the particular serial number being amplified must be identified in the AMPN set. Up to five lines of 69 characters or less may be used in the AMPN set. Each line after the first line will start at the left margin and will not be preceded by a SETID or field marker. The SETID "AMPN" is only used on the first line. The end-of-set marker will appear on the last line of data only.

5 LINES MAX
AMPN/ FREE TEXT //
F1(M)

The set has one mandatory field. Any characters can be entered except a slant (/) or a double slant (//) between the field marker and the end-of-set marker. This set is completed with a double slant (//) symbol.

AMPN/CHANGE SERIAL NUMBER ON WPNTR 2 TO READ 78213 VICE 78123//

NOTE: The AMPN set must be used to provide the corrections with a REF set.

j. (U) Remarks Set. The RMKS set is mandatory and will always be the last set in the message. This set will be used to identify the total number of lines within the message. It can also be used to give a narrative explanation of the entire message if needed. Up to five lines of 69 characters or less may be

CONFIDENTIAL

CJCSM 3150.04
15 December 1995

used in the RMKS set. Each line after the first will start at the left margin and will not be preceded by a SETID or field marker. The SETID "RMKS" will be used only in the first line.

5 LINES MAX
RMKS/ FREE TEXT //
F1(M)

(1) (U) Field one of the RMKS set is mandatory. The first item in the field will always be an arabic numeral entry specifying the number of lines in the message starting with the line of the MSGID set and including all lines of all sets up to and including the first line of the RMKS set. The arabic numeral entry will be followed by a blank space plus the word "lines." This set is completed with a double slant (//) symbol.

RMKS/19 LINES//

(2) (U) If a narrative explanation is needed, it will follow the line count. Subsequent lines of the RMKS set will not be included in the line count. All information after the line count will be separated by commas rather than field markers. This set is completed with a double slant (//) symbol end-of-set marker. The RMKS set must be the last set used in all SIR messages.

RMKS/19 LINES, THIS IS AN EXAMPLE OF A RMKS SET WITH A NARRATIVE EXPLANATION//

11. (U) Changes in Status. Transactions reflecting changes to weapons or components will not be reported in the SIR. If a change has occurred on the same day the SIR is effective, the change must be reported in a separate WSR preceding the SIR. The JDTG is subject to change according to the year.

a. (U) Example of SIR

MSGID/NUREP/DOCKS/SSS//
EFDT/312359Z/MAR//
NULOC/90/BEE/INVI--I-1//
WPN/90/BEEN000006Z66/E2222BMD/8/0/1/2//
WPNTR/OH,Y,A&DHL/29698,299L9,48208,59359,LL6724,6L336L,2076L2/3//
WPNTR/OH,Y,A&DHL/L0L2L7/4//
WPNTR/OH,R,A&DHM/298L9/5//
COMP/N39X6BM/Y,A&AAA,C&6Z66/46388,41265,60351,70884,87412/6//

COMP/Z98X7BMY,A&DJB,C&8Z88/3L854/7//
COMP/S39X6BMY,A&AAA,C&RCRR/76L44/8//
COMP/F98X0BMY,A&CVF,C&8Z88/20784/9//
COMP/R98X1BMY,A&CYK,C&4Z44/454869/10//
COMP/K22220X/Y/30655,30665,30760,30806,308L0,30842,30898/11//
COMP/G1111BX/OH/525060,525061,525062,525064/12//
COMP/V43430X/OH/41507/13//
COMP/K4408RX/Y/54321/14//
RMKS/17 LINES//

SIRs must be corrected using a WSR format with a REF set. The report number (field three) of the MSGID set will be "SSS." Field two (originator), field three (date-time group), field four (month), and field five (report number) of the REF set will contain the same entries from the SIR being referenced. Addressees specified in paragraph 5, pages V-2 through 4, will be used.

b. (U) Example of SIR Correction

MSGID/NUREP/DOCKS/SSS//
EFDT/122359Z/APR//
NULOC/102/BEE/INV/11/1//
REF/NUREP/DOCKS/312359Z/MAR/SSS//
AMPN/CHANGE FIELD TWO OF WPNTR5 TO READ OH,Y,A&DGY VICE OH,R,A&DHM//
RMKS/6 LINES//

c. (U) Example of SIR Transmitted in Multiple Parts

SIR First Part

MSGID/NUREP/RIGHT HERE AFB/SSS//
EFDT/172359Z/JAN//
PART/1/2//
NULOC/17/HHH/INV/11/1//
WPN/17/HHHOU71233J33/A7184DBO/0/1/0/2//
WPNTR/H,Y,A&CCC/718450/3//

.
. .
. .

CJCSM 3150.04
15 December 1995

WPN/17/HHHOU41118G77/K4130WPU/4/0/1/479//
WPNTR/OH,R,A&AAA/41004/480//
WPNTR/OH,Y,A&AAA/41001,41002,41003,41005/481//
RMKS/485 LINES//

SIR Second Part

MSGID/NUREP/RIGHT HERE AFB/SSS//
EFDT/172359Z/JAN//
PART/2/2//

NULOC/17/HHH/INV/-/-/1//
WPN/17/HHHOU38113J33/W3881BKO/31/13/0/2//
WPNTR/OH,Y,A&AAA/388101,388102,388103/3//
WPNTR/OH,Y,A&AAA/388104,388105,388106/4//
WPNTR/OH,Y,A&AAA/388107,388108,388109/5//
WPNTR/OH,Y,A&AAA/388110,388111,388112/6//
WPNTR/OH,Y,A&AAA/388113,388114,388115/7//
WPNTR/OH,Y,A&AAA/388116,388117,388118/8//
WPNTR/OH,Y,A&AAA/388119,388120,388121/9//
WPNTR/OH,Y,A&AAA/388122,388123,388124/10//
WPNTR/OH,Y,A&AAA/388125,388126,388127/11//
WPNTR/OH,Y,A&AAA/388128,388129,388130/12//
WPNTR/OH,Y,A&AAA/388131/13//
WPNTR/IH,Y,A&AAA/388201,388202,388203/14//
WPNTR/IH,Y,A&AAA/388204,388205,388206/15//
WPNTR/IH,Y,A&AAA/388207,388208,388209/16//
WPNTR/IH,Y,A&AAA/388210,388211,388212/17//
WPNTR/IH,Y,A&AAA/388213/18//

.
. .
. .

COMP/SHAPE41/Y,A&AAA,C&8G77/810/76
COMP/F333333/Y/31001,31002,31003,31004,31005/77//
RMKS/81 LINES//

CHAPTER VI

CODE STRUCTURE FOR NUREP (U)

1. (U) Purpose. This chapter defines the approved codes to be used in the Nuclear Weapon Reports (NUREP) system.
2. (U) Application. The listed codes apply to all reports submitted in accordance with this manual.
3. (U) Responsibility
 - a. (U) Charge Codes. The Chiefs of the Services or component commanders are responsible for assigning the proper charge codes to subordinate reporting units in accordance with the structure identified in paragraph 5, page VI-3.
 - b. (U) Location Codes. Commander, Field Command, Defense Nuclear Agency (FCDNA), will assign and maintain the specific location codes (Annex A, B, or C to Appendix D). FCDNA is the sole source of new location codes, which will be assigned upon request (refer to Chapter II, subparagraph 11m(2), page II-44).
 - c. (U) Reporting Unit Identification Code (RUIC). These codes are assigned by the Services. The RUICs in Annex A, B, or C to Appendix D will be reviewed by Service-designated logistic agents on a continuing basis to ensure accuracy. Changes to the RUICs shown in Annex A, B, or C to Appendix D will be submitted in hard-copy message (NUREP or other message format) to FCDNA.
4. (U) Description
 - a. (U) Charge Codes. Charge codes are as described in paragraph 5. These codes contain subcodes to indicate the allocation, suballocation, and deployment or status of reportable items.

VI-1

SECRET

Derived From: CG-W-5, Joint DOE-DOD Nuclear Weapon Classification
Policy, dated 1 Jan 1984
Reason: 1.5(a)
Declassify On: Material contains Formerly Restricted Data and is excluded
from automatic declassification

FORMERLY RESTRICTED DATA
Unauthorized disclosure subject to administrative
and criminal sanctions. Handle as Restricted
Data in foreign dissemination, Section 144b,
Atomic Energy Act, 1954.

CJCSM 3150-04
15 December 1995

- b. (U) Specific Location Codes. Location codes are three character codes listed in Annex A, B, or C to Appendix D of this manual that identify the specific location of reportable items but not necessarily the reporting unit location.
- c. (U) Nuclear Weapon Codes. Nuclear weapon codes for each reportable item are listed in Table VI-1, pages VI-13 through 16, of this manual. The individual nuclear weapon code is specifically constructed to avoid use of an alphabetic I or O in any character except the eighth character (PAL code). Accordingly, characters in the weapon code will always be numeric 1 or 0 and never alphabetic I or O, except in the eighth character.
- d. (U) Component Codes. Component codes are listed in Table VI-2, pages VI-19 through 22, of this manual. The individual component code has been specifically constructed to avoid use of an alphabetic I or O in any character except the alphabetic noun prefix. Accordingly, characters in the code will be numeric 1 or 0 and not alphabetic I or O except in the first character.
- e. (U) Alteration Codes. Alteration codes are listed in Tables VI-3 and VI-4, pages VI-25 through 32 and VI-33 through 40, of this manual and indicate the specific alteration status of reportable items.
- f. (U) Reservoir and Neutron Generator Serial Numbers and Manufacture Dates. The first three alpha characters of the complete serial number for the neutron generators are the manufacturer's code. The fourth alpha character, if present, is a part of the numeric serial number and will be reported; e.g., MBBA-31031-C5 reported as A31031 in field three of the COMP set. The last two characters are the date code and will not be reported. The alpha "R" suffix of a reservoir serial number denotes to the manufacturer that the item has been reworked. The R is not reportable as part of the serial number.
- g. (U) Materiel Transfer Order Number Composition. Composition of the MTO number for WSR reporting will be in the following order:
- (1) (U) The MTO number (one-to-three numeric characters with no leading zeros).
 - (2) (U) The last digit of the year in which the MTO was prepared (one numeric character).


(3) (U) If applicable, an alpha character reflecting the mode of transportation or CHOP. Alpha characters identifying the mode of transportation or CHOP are:

- T - movement by DOE truck
- R - movement by DOE rail
- A - movement by DOE aircraft
- M - movement by military aircraft
- D - Navy ship CHOP MTO

EXAMPLES: An MTO number with mode of transportation: 457T (45 = MTO number, 7 = year 1987, and T = mode of transportation—truck).
An MTO number without mode of transportation: 457.

NOTE: If a charge code remains the same, an MTO is not required. If the first position of the charge code changes or any movements to/from/by DOE, an MTO is required.


5. (U) Charge Codes. The charge code reflects the allocation and deployment status of reported items as assigned by the commander of the unified or specified command or the component commander. The charge code consists of four individual subcodes.



CJCSM 3150-04
15 December 1995


b. (U) Second Character. The second character of the charge code identifies the Service or DOE, DOD, or CJCS organization to which the weapon is allocated. Codes are as follows:

<u>CODE</u>	<u>DESCRIPTION</u>
A	DOE Custody
C	DOD Custody/CJCS Reserve
J	Air Force Custody
N	Navy Custody
W	Army Custody



SECRET

CJCSM 3150.04
15 December 1995




VI-5

SECRET

SECRET

CJCSM 3150-04
15 December 1995




VI-6

SECRET


SECRET

CJCSM 3150.04
15 December 1995



VI-7

SECRET



6. (U) Nuclear Weapon Codes. The nuclear weapon code used in weapon status reports can consist of up to eight characters. All reportable weapon codes, less the eight character (PAL code), are shown in Table VI-1, pages VI-13 through 16. Weapon code characters are defined as follows:

a. (U) Character 1 (Noun). The noun identifies the DOE major assembly as follows:

- A - Basic Assembly
- B - Bomb
- W - Warhead
- X - SFT Item

b. (U) Characters 2 and 3 (Mark Program Number). The mark program number is a two-digit number designation of the weapon program, e.g., 61, 76, 87.




d. (U) Character 5 (Modification Number). The modification number of the major assembly designated by the noun identified in position 1 is entered in this character. Modification number identity is 0 to 9. Modification number 10 is identified with the letter A, modification number 11 is identified with the letter B.

e. (U) Characters 6 and 7 (Application). The application code identifies the weapon system with which the weapon is associated. It also identifies an unassociated weapon. Application codes are as follows:

(1) (U) Configured B53.

(U) Character 7 contains a single character configuration code or modification number of the shape component as follows:

<u>MARK PROGRAM</u> <u>NUMBER</u>	<u>NOUN</u>	<u>MODIFICATION</u> <u>NUMBER</u>	<u>CONFIGURATION</u> <u>CODE</u>
53	SC	0	0
	SC	1	1
	SC	2	2





(3) (U) Where no specific information applies to characters 6 and 7 of the weapon code structure, an X is used.

f. (U) Character 8 (PAL)

(1) (U) An eighth character is added to the weapon code to report Permissive Action Link (PAL) information only when the weapon family is or can be equipped with a PAL device. The following codes and definitions are to be used in this reporting.

<u>CODE</u>	<u>DEFINITIONS</u>
D	PAL device installed or physically associated and locked with a DOD depot storage or DOE facility PAL code.
H	PAL device installed or physically associated and locked with local command storage code.
N	PAL device not installed or physically associated.
U	PAL device installed or physically associated and not locked with a PAL code.
O	PAL device installed or physically associated and locked with an operational PAL code.
L	PAL device installed or physically associated and locked with a logistic PAL code.

CODE

DEFINITIONS

- R** Weapons uniquely coded for retirement. For use by depot units only.
- B** OSS only. Clip-in configuration with PAL device installed. (NOTE: When logistics shipment is made or when clip-in configuration does not apply at OSS, use code D, U, O, or L as appropriate.)
- C** OSS only. Clip-in configuration without PAL device. (NOTE: When logistics shipment is made or when clip-in configuration does not apply at OSS, use code "N.")

(2) (U) The eighth character of the weapon code is left blank where PAL or PAL clip-in information is not applicable. This definition applies to the following weapon families:

W55	W68	W78
W56	W69	W87
W62	W76	W88

g. (U) Code Derivation. The major assembly designation is derived from reference k.

SECRET

CJCSM 3150-04
15 December 1995

(INTENTIONALLY BLANK)

VI-12

SECRET

SECRET

CJCSM 3150.04
15 December 1995

TABLE VI-1

(U) WEAPON CODES

~~CONFIDENTIAL FORMERLY RESTRICTED DATA~~



VI-13


SECRET

SECRET

CJCSM 3150.04
15 December 1995

TABLE VI-1

~~CONFIDENTIAL FORMERLY RESTRICTED DATA~~



VI-14


SECRET

SECRET

CJCSM 3150.04
15 December 1995

TABLE VI-1

~~CONFIDENTIAL-FORMERLY RESTRICTED DATA~~



VI-15

SECRET

SECRET

CJCSM 3150-04
15 December 1995

(INTENTIONALLY BLANK)

VI-16

SECRET

7. (U) Component Codes. The component code used in WSRs consists of 7 characters. Reportable component codes are shown in Table VI-2, pages VI-19 through 22. Component code characters are defined as follows.

a. (U) Character 1 (Noun Code). The following noun codes apply.

G - Neutron, Gas, and Radio-Isotopic Thermoelectric Generators
K - Military Service Special Design Item
S - Shape Component
V - Reservoir
Z - Fuze

b. (U) Characters 2 Through 6 (Item Identification)

(1) (U) For all generators, the major component number is contained in characters 2 through 6. If no major component number or alphabetic character is present in character 6, insert a zero.

(2) (U) For Military Service Special Design Items (MSSDI), the mark program number of the nuclear weapon to which the item is applicable is contained in characters 2 and 3. Character 4 is used for an alphabetic character as may be needed for additional item identification, i.e., "T" for TOMAHAWK component, otherwise the zero is entered. Character 5 identifies the item for a particular weapon system. Character 6 identifies the weapon system application identified by the same letter code as used in the 6th character of the nuclear weapon code.

(3) (U) For reservoirs, the type identity is in characters 2 through 6. If no major component number or alphabetic character is present in character 6, a zero is inserted.

(4) (U) For fuzes and shape components, characters 2 through 6 will be as follows:

(a) (U) Characters 2 and 3 will be the two-digit number designation of the weapon program; e.g., 53.

(b) (U) Character 4 is an "X."

CJCSM 3150-04
15 December 1995

(c) (U) Character 5 is the modification number of the assembly designated by the noun identified in character 1. Modification number identity is 0 through 9. Modification number 10 is identified with the letter A, modification number 11 with the letter B, etc.

(d) (U) Characters 6 and 7 are used in unison. These codes are assigned to be unique for the warhead to which the item is or will be assembled. Characters 6 and 7 are the same for both associated and unassociated items.

c. (U) Character 7 (Association Code). For neutron generators, reservoirs, and most "K" items, an "X" will be used in the 7th character. The "K" item exception to this rule is: K540IVP, K5402VR, and K7900CD. For gas generators, a "G" will be used in the 7th character. For radio-isotopic thermoelectric generators, an "R" will be used in the 7th character.


SECRET

CJCSM 3150.04
15 December 1995

TABLE VI-2

(U) COMPONENT CODES

~~CONFIDENTIAL-FORMERLY RESTRICTED DATA~~



VI-19


SECRET

SECRET

CJCSM 3150.04
15 December 1995

TABLE VI-2

~~CONFIDENTIAL-FORMERLY RESTRICTED DATA~~



VI-20


SECRET

SECRET

CJCSM 3150.04
15 December 1995

TABLE VI-2

~~CONFIDENTIAL FORMERLY RESTRICTED DATA~~



VI-21


SECRET

~~SECRET~~

CJCSM 3150.04
15 December 1995

TABLE VI-2

~~CONFIDENTIAL FORMERLY RESTRICTED DATA~~



VI-22

~~SECRET~~

8. (U) Alteration Codes. Alteration codes are furnished for use by all reporting units. Table VI-3, pages VI-25 through 32, lists the alteration codes and corresponding alteration numbers in alphabetical sequence. Table VI-4, pages VI-33 through 40, lists the same information in major assembly sequence. Both lists include type of major assembly, mark program number, and modification number and indicate the only alteration number combinations that have been assigned to a particular configuration currently in the stockpile. The yield number is indicated only on those major assemblies where the alteration number does not apply to all yield numbers. Use alteration code "AAA" to report alteration number 0 if listed under major assembly designation column in Tables VI-3 or VI-4, otherwise leave blank. If a combination of alteration numbers or an alteration number is found for which no alteration code is provided, an "XXX" is reported and an AMPN set is submitted to indicate the applicable alteration number. Action will be taken by FCDNA to obtain and publish the current alteration code.

SECRET

CJCSM 3150-04
15 December 1995

(INTENTIONALLY BLANK)

VI-24

SECRET

TABLE VI-3

(U) ALTERATION CODES IN ALPHABETICAL SEQUENCE

UNCLASSIFIED

LINE NO.	ALT CODE	NUMERIC ALTERATIONS	MAJ ASSEMBLY DESIGNATION
1	AAA	000	W48-1
2	AAA	000	A53-1
3	AAA	000	S53-2
4	AAA	000	W55-0
5	AAA	000	B61-2
6	AAA	000	B61-3
7	AAA	000	B61-4
8	AAA	000	B61-7
9	AAA	000	B61-10
10	AAA	000	W62-0
11	AAA	000	W68-0
12	AAA	000	W69-0
13	AAA	000	W70-0
14	AAA	000	W70-1
15	AAA	000	W70-2
16	AAA	000	W70-3
17	AAA	000	W76-0
18	AAA	000	W78-0
19	AAA	000	W79-0
20	AAA	000	W79-1
21	AAA	000	W80-0
22	AAA	000	W80-1
23	AAA	000	B83-0
24	AAA	000	B83-1
25	AAA	000	W84-0

SECRET

CJCSM 3150.04
15 December 1995

TABLE VI-3

UNCLASSIFIED

LINE NO.	ALT CODE	NUMERIC ALTERATIONS	MAJ ASSEMBLY DESIGNATION
26	AAA	000	W88-0
27	CJG	253	S53-1
28	CKE	231 253	S53-0
29	CZF	289	W56-4
30	DDV	292	B61-0
31	DDW	293	B61-0
32	DFE	736	W69-0
33	DFU	298	B61-0
34	DFU	298	B61-1
35	DFW	738	B61-2
36	DFZ	737 738	B61-2
37	DGA	228 237 264 275 300	A53Y1-0
38	DGB	264 275 300	A53Y2-0
39	DGN	304	W68-0
40	DJD	739	B61-4
41	DJE	306	B61-3
42	DJE	306	B61-4
43	DJE	306	B61-5
44	DJF	306 739	B61-4
45	DJT	306 741	B61-3
46	DJT	306 741	B61-4
47	DJU	298 309	B61-0
48	DJW	311	W80-1
49	DJY	312	B61-3
50	DJY	312	B61-4
51	DJZ	306 312	B61-3

VI-26

SECRET

TABLE VI-3

UNCLASSIFIED

LINE NO.	ALT CODE	NUMERIC ALTERATIONS	MAJ ASSEMBLY DESIGNATION
52	DJZ	306 312	B61-4
53	DKA	306 312 739	B61-4
54	DKB	312 739	B61-4
55	DKD	306 312 313	B61-3
56	DKD	306 312 313	B61-4
57	DKE	306 313 741	B61-3
58	DKE	306 313 741	B61-4
59	DKF	306 741 742	B61-3
60	DKF	306 741 742	B61-4
61	DKG	306 312 313 739	B61-4
62	DKH	306 312 313 314	B61-3
63	DKH	306 312 313 314	B61-4
64	DKI	306 313 314 741	B61-3
65	DKI	306 313 314 741	B61-4
66	DKJ	306 314 741 742	B61-3
67	DKJ	306 314 741 742	B61-4
68	DKK	306 312 313 314 739	B61-4
69	DKR	306 314 741 742 743	B61-3
70	DKR	306 314 741 742 743	B61-4
71	DKS	306 313 314 741 743	B61-3
72	DKS	306 313 314 741 743	B61-4
73	DKT	744	B83-0
74	DKU	745	B83-0
75	DKV	746	B83-0
76	DKW	744 745	B83-0
77	DKX	744 746	B83-0

~~SECRET~~

CJCSM 3150.04
15 December 1995

TABLE VI-3

UNCLASSIFIED

LINE NO.	ALT CODE	NUMERIC ALTERATIONS	MAJ ASSEMBLY DESIGNATION
78	DKY	745 746	B83-0
79	DKZ	744 745 746	B83-0
80	DLC	306 313 314 741 747	B61-3
81	DLC	306 313 314 741 747	B61-4
82	DLD	306 313 314 741 743 747	B61-3
83	DLD	306 313 314 741 743 747	B61-4
84	DLE	306 314 741 742 747	B61-3
85	DLE	306 314 741 742 747	B61-4
86	DLF	306 314 741 742 743 747	B61-3
87	DLF	306 314 741 742 743 747	B61-4
88	DLG	306 312 313 314 747	B61-3
89	DLG	306 312 313 314 747	B61-4
90	DLJ	901	W84-0
91	DLK	311 900	W80-1
92	DLL	900	W80-1
93	DLM	905	W79-0
94	DLM	905	W79-1
95	DLN	323	W87-0
96	DLP	903	W62-0
97	DLR	904	B83-0
98	DLS	306 312 313 314 739 747	B61-4
99	DLT	744 745 746 904	B83-0
100	DLU	744 746 904	B83-0
101	DLV	317	W76-0
102	DLW	744 745 904	B83-0
103	DLX	745 746 904	B83-0

VI-28

~~SECRET~~

TABLE VI-3

UNCLASSIFIED

LINE NO.	ALT CODE	NUMERIC ALTERATIONS	MAJ ASSEMBLY DESIGNATION
104	DLY	745 904	B83-0
105	DLZ	908	W80-1
106	DMA	905 909	W79-0
107	DMB	905 910	W79-1
108	DMC	311 908	W80-1
109	DME	328 910	W79-1
110	DMF	328	W79-1
111	DMH	915	B61-0
112	DMH	915	B61-2
113	DMV	298 915	B61-0
114	DMW	738 915	B61-2
115	DMX	737 738 915	B61-2
116	DMY	298 309 915	B61-0
117	DMZ	289 911	W56-4
118	DNA	916	A53-1
119	DNB	912	W69-0
120	DNC	736 912	W69-0
121	DNE	331 744 746	B83-0
122	DNF	331 746 904	B83-0
123	DNG	331 744 745	B83-0
124	DNH	331 744	B83-0
125	DNI	331 745	B83-0
126	DNJ	744 904	B83-0
127	DNK	331 744 745 746	B83-0
128	DNL	331 745 746 904	B83-0
129	DNM	331 745 904	B83-0

SECRET

CJCSM 3150.04
15 December 1995

TABLE VI-3

UNCLASSIFIED

LINE NO.	ALT CODE	NUMERIC ALTERATIONS	MAJ ASSEMBLY DESIGNATION
130	DNN	331 744 745 746 904	B83-0
131	DNP	323 330	W87-0
132	DNQ	747	B61-3
133	DNQ	747	B61-4
134	DNR	336	B61-7
135	DNS	337	B61-2
136	DNT	337 738	B61-2
137	DNU	337 737 738	B61-2
138	DNV	298 337	B61-0
139	DNW	298 309 337	B61-0
140	DNX	306 338	B61-5
141	DNY	306 313 314 741 743 747 918 919	B61-4
142	DNZ	306 314 741 742 747 918 919	B61-4
143	DOA	306 314 741 742 743 747 918 919	B61-4
144	DOB	306 312 313 314 739 747 918 919	B61-4
145	DOC	919	B61-10
146	DOD	306 312 313 314 919	B61-4
147	DOE	306 314 741 742 919	B61-3
148	DOF	306 314 741 742 743 919	B61-3
149	DOG	306 313 314 741 747 919	B61-3
150	DOG	306 313 314 741 747 919	B61-4
151	DOH	306 313 314 741 743 747 919	B61-3
152	DOH	306 313 314 741 743 747 919	B61-4
153	DOI	306 314 741 742 747 919	B61-3
154	DOI	306 314 741 742 747 919	B61-4
155	DOJ	306 314 741 742 743 747 919	B61-3

VI-30

SECRET

TABLE VI-3

UNCLASSIFIED

LINE NO.	ALT CODE	NUMERIC ALTERATIONS	MAJ ASSEMBLY DESIGNATION
156	DOJ	306 314 741 742 743 747 919	B61-4
157	DOK	306 312 313 314 747 919	B61-3
158	DOK	306 312 313 314 747 919	B61-4
159	DOL	306 312 313 314 739 747 919	B61-4
160	DOM	920	B61-7
161	DON	336 920	B61-7
162	DOO	332	B61-10
163	DOP	306 314 332 741 742 743	B61-3
164	DOP	306 314 332 741 742 743	B61-4
165	DOQ	306 313 314 332 741 743 747	B61-3
166	DOQ	306 313 314 332 741 743 747	B61-4
167	DOR	306 314 332 741 742 747	B61-3
168	DOR	306 314 332 741 742 747	B61-4
169	DOS	306 314 332 741 742 743 747	B61-3
170	DOS	306 314 332 741 742 743 747	B61-4
171	DOT	306 314 332 741 742 743 747 918 919	B61-4
172	DOU	306 314 332 741 742 743 747 919	B61-3
173	DOU	306 314 332 741 742 743 747 919	B61-4
174	DOV	306 313 314 332 741 743 747 918 919	B61-4
175	DOW	750	B83-1
176	DOX	306 314 332 741 742 743 919	B61-3
177	DOX	306 314 332 741 742 743 919	B61-4
178	DOY	923	W80-0
179	DOZ	306 312 313 314 739 743 747 918 919	B61-4
180	DPA	306 313 314 332 741 743 747 919	B61-3
181	DPA	306 313 314 332 741 743 747 919	B61-4

SECRET

CJCSM 3150.04
15 December 1995

TABLE VI-3

UNCLASSIFIED

LINE NO.	ALT CODE	NUMERIC ALTERATIONS	MAJ ASSEMBLY DESIGNATION
182	DPB	921	B83-0
183	DPB	921	B83-1
184	DPC	744 921	B83-0
185	DPD	745 921	B83-0
186	DPE	746 921	B83-0
187	DPF	744 745 921	B83-0
188	DPG	744 746 921	B83-0
189	DPH	745 746 921	B83-0
190	DPI	744 745 746 921	B83-0
191	DPJ	331 744 746 921	B83-0
192	DPK	331 744 745 921	B83-0
193	DPL	331 744 921	B83-0
194	DPM	331 745 921	B83-0
195	DPN	331 744 745 746 921	B83-0
196	DPO	750 921	B83-1
197	DPP	335	B61-3
198	DPP	335	B61-4
199	DPP	335	B61-10
200	DPQ	306 313 314 335 741 747	B61-3
201	DPQ	306 313 314 335 741 747	B61-4

VI-32

SECRET

TABLE VI-4

UNCLASSIFIED

LINE NO.	ALT CODE	NUMERIC ALTERATIONS	MAJ ASSEMBLY DESIGNATION
1	AAA	000	W48-1
2	AAA	000	A53-1
3	DNA	916	A53-1
4	DGA	228 237 264 275 300	A53Y1-0
5	DGB	264 275 300	A53Y2-0
6	CKE	231 253	S53-0
7	CJG	253	S53-1
8	AAA	000	S53-2
9	AAA	000	W55-0
10	CZF	289	W56-4
11	DMZ	289 911	W56-4
12	DDV	292	B61-0
13	DDW	293	B61-0
14	DFU	298	B61-0
15	DJU	298 309	B61-0
16	DMH	915	B61-0
17	DMV	298 915	B61-0
18	DMY	298 309 915	B61-0
19	DNV	298 337	B61-0
20	DNW	298 309 337	B61-0
21	DFU	298	B61-1
22	AAA	000	B61-2
23	DFW	738	B61-2
24	DFZ	737 738	B61-2
25	DMH	915	B61-2

~~SECRET~~

CJCSM 3150.04
15 December 1995

TABLE VI-4

UNCLASSIFIED

LINE NO.	ALT CODE	NUMERIC ALTERATIONS	MAJ ASSEMBLY DESIGNATION
26	DMW	738 915	B61-2
27	DMX	737 738 915	B61-2
28	DNS	337	B61-2
29	DNT	337 738	B61-2
30	DNU	337 737 738	B61-2
31	AAA	000	B61-3
32	DJE	306	B61-3
33	DJT	306 741	B61-3
34	DJY	312	B61-3
35	DJZ	306 312	B61-3
36	DKD	306 312 313	B61-3
37	DKE	306 313 741	B61-3
38	DKF	306 741 742	B61-3
39	DKH	306 312 313 314	B61-3
40	DKI	306 313 314 741	B61-3
41	DKJ	306 314 741 742	B61-3
42	DKR	306 314 741 742 743	B61-3
43	DKS	306 313 314 741 743	B61-3
44	DLC	306 313 314 741 747	B61-3
45	DLD	306 313 314 741 743 747	B61-3
46	DLE	306 314 741 742 747	B61-3
47	DLF	306 314 741 742 743 747	B61-3
48	DLG	306 312 313 314 747	B61-3
49	DNQ	747	B61-3
50	DOE	306 314 741 742 919	B61-3
51	DOF	306 314 741 742 743 919	B61-3

VI-34

~~SECRET~~

TABLE VI-4

UNCLASSIFIED

LINE NO.	ALT CODE	NUMERIC ALTERATIONS	MAJ ASSEMBLY DESIGNATION
52	DOG	306 313 314 741 747 919	B61-3
53	DOH	306 313 314 741 743 747 919	B61-3
54	DOI	306 314 741 742 747 919	B61-3
55	DOJ	306 314 741 742 743 747 919	B61-3
56	DOK	306 312 313 314 747 919	B61-3
57	DOP	306 314 332 741 742 743	B61-3
58	DOQ	306 313 314 332 741 743 747	B61-3
59	DOR	306 314 332 741 742 747	B61-3
60	DOS	306 314 332 741 742 743 747	B61-3
61	DOU	306 314 332 741 742 743 747 919	B61-3
62	DOX	306 314 332 741 742 743 919	B61-3
63	DPA	306 313 314 332 741 743 747 919	B61-3
64	DPP	335	B61-3
65	DPQ	306 313 314 335 741 747	B61-3
66	AAA	000	B61-4
67	DJD	739	B61-4
68	DJE	306	B61-4
69	DJF	306 739	B61-4
70	DJT	306 741	B61-4
71	DJY	312	B61-4
72	DJZ	306 312	B61-4
73	DKA	306 312 739	B61-4
74	DKB	312 739	B61-4
75	DKD	306 312 313	B61-4
76	DKE	306 313 741	B61-4
77	DKF	306 741 742	B61-4

CJCSM 3150.04
15 December 1995

TABLE VI-4

UNCLASSIFIED

LINE NO.	ALT CODE	NUMERIC ALTERATIONS	MAJ ASSEMBLY DESIGNATION
78	DKG	306 312 313 739	B61-4
79	DKH	306 312 313 314	B61-4
80	DKI	306 313 314 741	B61-4
81	DKJ	306 314 741 742	B61-4
82	DKK	306 312 313 314 739	B61-4
83	DKR	306 314 741 742 743	B61-4
84	DKS	306 313 314 741 743	B61-4
85	DLC	306 313 314 741 747	B61-4
86	DLD	306 313 314 741 743 747	B61-4
87	DLE	306 314 741 742 747	B61-4
88	DLF	306 314 741 742 743 747	B61-4
89	DLG	306 312 313 314 747	B61-4
90	DLS	306 312 313 314 739 747	B61-4
91	DNQ	747	B61-4
92	DNY	306 313 314 741 743 747 918 919	B61-4
93	DNZ	306 314 741 742 747 918 919	B61-4
94	DOA	306 314 741 742 743 747 918 919	B61-4
95	DOB	306 312 313 314 739 747 918 919	B61-4
96	DOD	306 312 313 314 919	B61-4
97	DOG	306 313 314 741 747 919	B61-4
98	DOH	306 313 314 741 743 747 919	B61-4
99	DOI	306 314 741 742 747 919	B61-4
100	DOJ	306 314 741 742 743 747 919	B61-4
101	DOK	306 312 313 314 747 919	B61-4
102	DOL	306 312 313 314 739 747 919	B61-4
103	DOP	306 314 332 741 742 743	B61-4

TABLE VI-4

UNCLASSIFIED

LINE NO.	ALT CODE	NUMERIC ALTERATIONS	MAJ ASSEMBLY DESIGNATION
104	DOQ	306 313 314 332 741 743 747	B61-4
105	DOR	306 314 332 741 742 747	B61-4
106	DOS	306 314 332 741 742 743 747	B61-4
107	DOT	306 314 332 741 742 743 747 918 919	B61-4
108	DOU	306 314 332 741 742 743 747 919	B61-4
109	DOV	306 313 314 332 741 743 747 918 919	B61-4
110	DOX	306 314 332 741 742 743 919	B61-4
111	DOZ	306 312 313 314 739 743 747 918 919	B61-4
112	DPA	306 313 314 332 741 743 747 919	B61-4
113	DPP	335	B61-4
114	DPQ	306 313 314 335 741 747	B61-4
115	DJE	306	B61-5
116	DNX	306 338	B61-5
117	AAA	000	B61-7
118	DNR	336	B61-7
119	DOM	920	B61-7
120	DON	336 920	B61-7
121	AAA	000	B61-10
122	DOC	919	B61-10
123	DOO	332	B61-10
124	DPP	335	B61-10
125	AAA	000	W62-0
126	DLP	903	W62-0
127	AAA	000	W68-0
128	DGN	304	W68-0
129	AAA	000	W69-0

~~SECRET~~

CJCSM 3150.04
15 December 1995

TABLE VI-4

UNCLASSIFIED

LINE NO.	ALT CODE	NUMERIC ALTERATIONS	MAJ ASSEMBLY DESIGNATION
130	DFP	736	W69-0
131	DNB	912	W69-0
132	DNC	736 912	W69-0
133	AAA	000	W70-3
134	AAA	000	W70-1
135	AAA	000	W70-2
136	AAA	000	W70-3
137	AAA	000	W76-0
138	DLV	317	W76-0
139	AAA	000	W78-0
140	AAA	000	W79-0
141	DLM	905	W79-0
142	DMA	905 909	W79-0
143	AAA	000	W79-1
144	DLM	905	W79-1
145	DMB	905 910	W79-1
146	DME	328 910	W79-1
147	DMF	328	W79-1
148	AAA	000	W80-0
149	DOY	923	W80-0
150	AAA	000	W80-1
151	DJW	311	W80-1
152	DLK	311 900	W80-1
153	DLL	900	W80-1
154	DLZ	908	W80-1
155	DMC	311 908	W80-1

VI-38

~~SECRET~~

TABLE VI-4

UNCLASSIFIED

LINE NO.	ALT CODE	NUMERIC ALTERATIONS	MAJ ASSEMBLY DESIGNATION
156	AAA	000	B83-0
157	DKT	744	B83-0
158	DKU	745	B83-0
159	DKV	746	B83-0
160	DKW	744 745	B83-0
161	DKX	744 746	B83-0
162	DKY	745 746	B83-0
163	DKZ	744 745 746	B83-0
164	DLR	904	B83-0
165	DLT	744 745 746 904	B83-0
166	DLU	744 746 904	B83-0
167	DLW	744 745 904	B83-0
168	DLX	745 746 904	B83-0
169	DLY	745 904	B83-0
170	DNE	331 744 746	B83-0
171	DNF	331 746 904	B83-0
172	DNG	331 744 745	B83-0
173	DNH	331 744	B83-0
174	DNI	331 745	B83-0
175	DNJ	744 904	B83-0
176	DNK	331 744 745 746	B83-0
177	DNL	331 745 746 904	B83-0
178	DNM	331 745 904	B83-0
179	DNN	331 744 745 746 904	B83-0
180	DPB	921	B83-0
181	DPC	744 921	B83-0

CJCSM 3150.04
15 December 1995


TABLE VI-4

UNCLASSIFIED

LINE NO.	ALT CODE	NUMERIC ALTERATIONS	MAJ ASSEMBLY DESIGNATION
182	DPD	745 921	B83-0
183	DPE	746 921	B83-0
184	DPF	744 745 921	B83-0
185	DPG	744 746 921	B83-0
186	DPH	745 746 921	B83-0
187	DPI	744 745 746 921	B83-0
188	DPJ	331 744 746 921	B83-0
189	DPK	331 744 745 921	B83-0
190	DPL	331 744 921	B83-0
191	DPM	331 745 921	B83-0
192	DPN	331 744 745 746 921	B83-0
193	AAA	000	B83-1
194	DOW	750	B83-1
195	DPB	921	B83-1
196	DPO	750 921	B83-1
197	AAA	000	W84-0
198	DLJ	901	W84-0
199	DLN	323	W87-0
200	DNP	323 330	W87-0
201	AAA	000	W88-0

SECRET

CJCSM 3150.04
15 December 1995




VI-41

SECRET

SECRET

CJCSM 3150-04
15 December 1995



VI-42

SECRET

10. (U) Country and State Codes. The two-character country or state codes used in the LOC set are listed in Table VI-5, pages VI-45 through 48.

SECRET

CJCSM 3150-04
15 December 1995

(INTENTIONALLY BLANK)

VI-44

SECRET

TABLE VI-5


(U) COUNTRY AND STATE CODES

UNCLASSIFIED

(U) This listing neither confirms nor denies that nuclear weapons are stored within any given area. Confirmation of nuclear storage within a specific foreign country listed in this table is classified **SECRET FORMERLY RESTRICTED DATA**. Confirmation of nuclear storage within a given state is classified **CONFIDENTIAL FORMERLY RESTRICTED DATA**. These codes are used only for the convenience of automated data processing.


01	Alabama
02	Alaska
04	Arizona
05	Arkansas
06	California
08	Colorado
09	Connecticut
10	Delaware
11	District of Columbia
12	Florida
13	Georgia
15	Hawaii
16	Idaho
17	Illinois
18	Indiana
19	Iowa
20	Kansas
21	Kentucky
22	Louisiana
23	Maine
24	Maryland
25	Massachusetts
26	Michigan
27	Minnesota
28	Mississippi
29	Missouri
30	Montana

- 31 Nebraska
- 32 Nevada
- 33 New Hampshire
- 34 New Jersey
- 35 New Mexico
- 36 New York
- 37 North Carolina
- 38 North Dakota
- 39 Ohio
- 40 Oklahoma
- 41 Oregon
- 42 Pennsylvania
- 44 Rhode Island
- 45 South Carolina
- 46 South Dakota
- 47 Tennessee
- 48 Texas
- 49 Utah
- 50 Vermont
- 51 Virginia
- 53 Washington
- 54 West Virginia
- 55 Wisconsin
- 56 Wyoming



SECRET

CJCSM 3150.04
15 December 1995



VI-47

SECRET

~~SECRET~~


CJCSM 3150-04
15 December 1995

(INTENTIONALLY BLANK)

VI-48

~~SECRET~~

APPENDIX A
REPORTING UNDER THE NUCLEAR EXECUTION
REPORTING PLAN (U)



a. (U) Set Construction

(1) (U) Classification Set. State the classification of the message, based on the content, but not less than SECRET - FORMERLY RESTRICTED DATA.

(2) (U) OPER or EXER Set. This set identifies the named operation or exercise in which the sender is participating. The set has one field. If no name has been assigned to the current operation, omit the set.

33AN MAX
OPER/Operation Code Word//
F1(M)

A-1

Derived From: CG-W-5, Joint DOE-DOD Nuclear Weapon Classification Policy, dated 1 Jan 1984
Reason: 1.5(a)
Declassify On: Material contains Formerly Restricted Data and is excluded from automatic declassification

FORMERLY RESTRICTED DATA
Unauthorized disclosure subject to administrative and criminal sanctions. Handle as Restricted Data in foreign dissemination, Section 144b, Atomic Energy Act, 1954.

CJCSM 3150.04
15 December 1995

33AN MAX
EXER/Exercise name//
F1(M)

(3) (U) MSGID Set. The MSGID set identifies the message as a NEREP MISCAP message and provides information about the sender. The set has three fields.

3N 11AN 8AN
MSGID/NEREPMC/WSR report number/DTG/UIC//
F1(M) F2(M) F3(M)

(a) (U) Field one of the MSGID set is mandatory. It will contain the WSR report number for the WSR being submitted via this report. The number will include leading zeros to ensure a three digit number is entered in the field.


(b) (U) Field two of the MSGID set is mandatory. It will consist of the effective date time group for the information contained in the message in ZULU (GMT) time. The format will be DDHHMMMONYR. Refer to Chapter III, paragraph 14c for instructions on correctly computing the local effective date and time. This must then be converted to ZULU time before inclusion in a NEREP message.



NOTE: (U) Although, this transaction (Nuclear Units) will not automatically be processed it will be used by the battlestaff as a reference aid.

SECRET

CJCSM 3150.04
15 December 1995




A-3

SECRET

SECRET

CJCSM 3150.04
15 December 1995



(5) (U) RMKS Set. The RMKS set closes the message and provides security classification information. The field will contain the statement END and the operation or exercise code name. If no code name is assigned, enter only the word END.


30AN MAX
RMKS/END code word//
F1(M)

A-4

SECRET

SECRET

CJCSM 3150.04
15 December 1995



A-5

SECRET

CJCSM 3150.04
15 December 1995

~~SECRET~~

(INTENTIONALLY BLANK)

A-6

~~SECRET~~

~~CONFIDENTIAL~~

CJCSM 3150.04
15 December 1995

APPENDIX B
NAVY REPORTING REQUIREMENTS (U)

RESERVED FOR FUTURE USE

B-1

~~CONFIDENTIAL~~

Derived From: CG-W-5, Joint DOE-DOD Nuclear Weapon Classification
Policy, dated 1 Jan 1984
Reason: 1.5(a)
Declassify On: Material contains Formerly Restricted Data and is excluded
from automatic declassification

FORMERLY RESTRICTED DATA
Unauthorized disclosure subject to administrative
and criminal sanctions. Handle as Restricted
Data in foreign dissemination, Section 144b,
Atomic Energy Act, 1954.

~~CONFIDENTIAL~~

CJCSM 3150.04
15 December 1995

(INTENTIONALLY BLANK)

B-2

~~CONFIDENTIAL~~

ANNEX A TO APPENDIX B

CINCPACFLT REPORTING REQUIREMENTS

1. Background. Commander in Chief, US Pacific Fleet, is the logistics agent for USCINCPAC/USSTRATCOM nuclear weapons deployed or stored within the Pacific Fleet area of responsibility. CINCPACFLT is responsible for logistic movements and monitors WSRs, SIRs, and SEVs of all Pacific Fleet locations having nuclear weapons or components.

2. WSR and SIR Addressees

a. Action Addressees

DATA UNIT FCDNA KIRTLAND AFB NM//FCPCO//
USCINCPAC HONOLULU HI//J37// (when reporting USCINCPAC assets)
USSTRATCOM OFFUTT AFB NE//J44/J443// (when reporting
USSTRATCOM assets)
CINCPACFLT PEARL HARBOR HI//N420//

b. Information Addressees

COMNAVAIRPAC SAN DIEGO CA//92//
COMSEVENTHFLT (when deployed)
TYPE COMMANDER
Additional information addressees as appropriate

c. Additional Information Addressees

(1) When reporting defective material requiring replacement from FISC
NORFOLK VA//SMSD-304//

(2) Include the consignor, consignee or intermediate activity when reporting shipment or receipt transactions of weapon or component.

3. SIR Submission by Submarines on Patrol. Submarines scheduled for patrol on SIR submission date will prepare the SIR before departure and leave the report for submission by their squadron commander. The squadron commander will submit the report when due.

UNCLASSIFIED

CJCSM 3150.04
15 December 1995

4. Stockpile Emergency Verification (SEV) Procedures

a. General. Initiate SEV actions upon receipt of SEV notification or Weapon Custody List (WCL). Custodians of nuclear weapons listed on the SEV message or commands responsible for SSN or SSBN reporting will submit according to Chapter IV. The goals for Phase I and Phase II completion, after CJCS initiation, are 4 and 8 hours respectively. DO NOT combine Phase I and Phase II reports. Use zulu time for all reports.

b. Phase I SEV Reporting. PACFLT locations in the SEV scope or commands responsible for SSN and SSBN reporting submit Phase I completion by fastest means available (Voice report preferred). Send reports to CINCPACFLT as listed below:

(1) Voice Reporting. Call CINCPACFLT N420, DSN 471-8376, 474-6437/8, commercial (808) 471-8376, 474-6437/8; or, the CINCPACFLT command center via HICOM or phone DSN 471-3201, commercial (808) 471-3201. Begin report with "This is (unit), SEV Phase (I or II) status report, time (II), (number) assets of (number) assets accounted for." All phones listed above are STU III capable. When using nonsecure communications, use page and line numbers from Chapter VI, Table VI-1, to identify weapon type, and Annex A, B, or C to Appendix D to identify location.

(2) Messages. Send an IMMEDIATE action message to CINCPACFLT PEARL HARBOR HI//N420//. Info: DATA UNIT FCDNA KIRTLAND AFB NM, DNA WASHINGTON DC//NOSM//, USCINCPAC HONOLULU HI//J37//, USSTRATCOM//J44/J443//, type and operational commanders as appropriate.

(3) CINCPACFLT will provide time of receipt (TOR) for all voice reports. This TOR is the time of Phase I completion.

c. Phase II SEV Reporting. Send IMMEDIATE action Phase II reports to DATA UNIT FCDNA KIRTLAND AFB NM with information copies to CINCPACFLT N420, USCINCPAC J37, USSTRATCOM J44/J443, and operational commanders as appropriate.

B-A-2

UNCLASSIFIED

UNCLASSIFIED

CJCSM 3150.04
15 December 1995

- d. SEV Test Reports. Submit a SEV test after action report by priority message within 48 hours of SEV termination. Message addressees are: To: DATA UNIT FCDNA KIRTLAND AFB NM, Info: DNA WASHINGTON DC//NOSM//, USCINCPAC HONOLULU HI//J37//, USSTRATCOM//J44/J443//, CINCPACFLT PEARL HARBOR HI//N420//, the appropriate type and operational commanders.
5. Below procedures supplement those in Chapter II, Weapon Status Report (WSR); Chapter III, Emergency or Exercise (WSR-EMERG or EXER); Chapter IV, Stockpile Emergency Verification (SEV); Chapter V, Stockpile Inventories and Inventory Reports (SIR); and apply to all PAC fleet units.
- a. Designation of Inventory and Verifying Officer. The inventory officer will be designated in writing by the CO or OIC having custody of weapons. The verifying officer will be designated in writing as the CINCPACFLT authorized representative according to Chapter V, paragraph 8b.
- b. Content Indicator Code (CIC). Use the four character CIC to identify type of report. CIC varies for each report. Refer to appropriate chapter for correct CIC.
- c. CINCPACFLT or FCDNA will query locations that submit WSR/SIR's with errors. When notified of an error, transmit a WSR/SIR correction message or message stating why the query is incorrect by 1200 local the following day. Include the cause of the error in the correction AMPN set, e.g., communication, human error.
6. OAST Status Reporting (OSR). Submit a QSR report using the WSR format with the following changes:
- a. Addressees for QSRs are:

TO: CINCPACFLT PEARL HARBOR HI//N420//
INFO: WPNSTA SEAL BEACH CA

_____ (appropriate type commander to weapon
system being reported)
_____ (receiving activity for logistic move)

NOTE: DO NOT include FCDNA KIRTLAND AFB NM or
DATA UNIT FCDNA KIRTLAND AFB NM

B-A-3

UNCLASSIFIED

UNCLASSIFIED

CJCSM 3150.04
15 December 1995

- b. Classify the message **CONFIDENTIAL Formerly Restricted Data**.
- c. Add the subject line: **"WEAPON LOGISTICS (QAST)"**. The subject line is not counted as part of the QSR line count.
- d. Begin the report number with the letter **"Q"** and consecutively number 1 to 99; e.g., Q1-Q99.
- e. Use QSR vice WSR in NULOC set, Field 3.
- f. Change the first and fourth characters of the weapon code to the letter **"X"**.
- g. Use charge code **"XNFX"**. This charge will also be used for Navy Test Assemblies.
- h. The QSR is used to monitor status of QAST assets and are not included in the WSR performance rate.

B-A-4

UNCLASSIFIED

ANNEX B TO APPENDIX B

CINCLANTFLT REPORTING REQUIREMENTS (U)

1. (U) Background. CINCLANTFLT (CODE N411C) is responsible for Logistics movements and monitors, WSR's, SIR's, and SEV's for all Navy East forces in having nuclear weapons or components.

2. (U) WSR and SIR Addressees

a. (U) Action Addressees

DATA UNIT FCDNA KIRTLAND AFB NM//FCPCO//
CINCLANTFLT NORFOLK VA//N411/N411C//

b. (U) Information Addressees

USCINCOM NORFOLK VA//J4LRC//
USSTRATCOM OFFUTT AFB NE//J443//
COMSECONDFLT (when deployed)
TYPE COMMANDER
Additional information addressees as appropriate.

c. (U) Additional Information Addressees

(1) (U) If the WSR reports defective material that requires replacement from FISC NORFOLK VA//SMSD-304// as an info addressee.

(2) (U) When reporting weapon or component shipment or receipt transactions the consignor, consignee, and any intermediate activities must be included in the WSR.

3. (U) Stockpile Emergency Verification (SEV) Procedures. Guidance herein supplements SEV procedures in Chapter IV and sets forth Phase I and Phase II SEV reporting procedures for Navy East Forces.

B-B-1

Derived From: CG-W-5, Joint DOE-DOD Nuclear Weapon Classification Policy, dated 1 Jan 1984
Reason: 1.5(a)
Declassify On: Material contains Formerly Restricted Data and is excluded from automatic declassification


FORMERLY RESTRICTED DATA
Unauthorized disclosure subject to administrative and criminal sanctions. Handle as Restricted Data in foreign dissemination, Section 144b, Atomic Energy Act, 1954.

CONFIDENTIAL

CJCSM 3150.04
15 December 1995

a. (U) General. All appropriate SEV actions are to be initiated upon receipt of either a SEV notification (messages or phone call) or a weapon custody list (WCL). All custodians of nuclear weapons covered by a SEV and/or commands responsible for SSBN reporting are required to submit SEV reports in accordance with Chapter IV.

NOTE: Phase I and II reports are not to be combined.



(1) (U) Message. Action should be sent to CINCLANTFLT NORFOLK VA//CDO/N411/N411C// using FLASH precedence (voice preferred if capability exists). Reference A of the response should be either the SEV notification message or the WCL, whichever is received first. The content indicator code (CIC) required in Chapter IV will be used.

(2) (U) Secure or Nonsecure Phone. For secure or nonsecure phone, CINCLANTFLT N411C should be called on AUTOVON 836-6863/6834 or commercial 804-322-6863/6864. When using nonsecure communications, page and line numbers from Chapter VI, Table VI-1, will be used to identify weapon type and Annex A, B, or C to Appendix D will be used for location identification.

(3) (U) CINCLANTFLT personnel will provide a time of receipt (TOR) for all voice reports. This TOR is to be considered the time of phase I report completion.

c. (U) Phase II SEV Completion Report. Phase II reports will be submitted to DATA UNIT FCDNA KIRTLAND AFB NM with informational copies sent to DNA WASHINGTON DC//NOSM//, JOINT STAFF WASHINGTON DC//J38//,

B-B-2

CONFIDENTIAL

USCINCOM NORFOLK VA//J4LRC//, USSTRATCOM OFFUTT AFB NE//J443//, CINCLANTFLT NORFOLK VA//N411/N411C//, the appropriate type commander and any applicable administrative and/or operational commander.

d. (U) Supplemental SEV Guidance for Submarine Units

(U) Submarines. A SEV notification message will be sent to nuclear-capable submarines and SWFLANT responsible for SSBN reporting. The WCL, which is computer-generated by DATA UNIT FCDNA, will be sent only to submarines having custody of nuclear weapons covered by the SEV and SWFLANT. All SSN's will submit their own reports.

(a) (U) A SSBN copying the broadcast and receiving a SEV notification message and/or WCL, is not required to submit SEV reports. SWFLANT will submit all SEV reports for SSBN's.

(b) (U) If a squadron receives a SEV notification and/or WCL for a unit under radio silence and does not hold the records needed to submit reports for the unit, the message(s) should be immediately readdressed to the squadron holding the unit records.

e. (U) Stockpile Emergency Verification Test Reports. In accordance with Chapter IV, para 11h, organizations who participated in the SEV test are required to submit a SEV after action message within 48 hours of SEV report submission. The message will be addressed to DATA UNIT FCDNA KIRTLAND AFB NM with information copies to DNA WASHINGTON DC//NOSM//, JOINT STAFF WASHINGTON DC//J38//, USCINCOM NORFOLK VA//J4LRC//, USSTRATCOM OFFUTT AFB NE//J443//, CINCLANTFLT NORFOLK VA//N411/N411C//, the appropriate type commander and any applicable administrative and/or operational commander.

4. (U) Procedures below supplement those in Chapter II, Weapon Status Report (WSR); Chapter III, Weapon Status Report Emergency or Exercise (WSR-EMERG or EXER); and Chapter V, Semiannual Inventory Report (SIR), and apply to all Navy East Forces.

a. (U) Designation of Inventory and Verifying Officer. The inventory officer will be designated in writing by the CO or OIC of the custodian ship or station. The verifying officer will be designated in writing as the

~~CONFIDENTIAL~~

CJCSM 3150.04
15 December 1995

CINCLANTFLT-authorized representative in accordance with Chapter V, paragraph 8. Authority for designation is delegated to the CO of the Weapons Station Yorktown, Virginia.

b. (U) Submission of error-free reports requires coordination between personnel in the weapons unit and those involved with actual transmission of the completed WSR. Submission of a WSR correction message is required when notified either by message or verbal communication from CINCLANTFLT. Message corrections must be transmitted NLT 1200 local of the next day. Correction AMPN sets will include cause of error format, data, communications, or other (refer to Glossary as required).

c. (U) Change of Operational Control (CHOP) Reporting. When a ship transfers operational control between USCINCOM and another CINC's OPCON for deployment, a CHOP WSR or WSR-EMERG is required of units having reportable assets. The appropriately classified report will be submitted changing only the last character of the charge code from the USCINCOM code to that code of the gaining CINC. No Materiel Transfer Order (MTO) number is required nor will one be issued.

d. (U) If the WSR turns a weapon nonoperational, then an amplification set must be included which explains the cause for the change in operational status and provides the number of the corresponding Unsatisfactory Report (UR) which applies.

B-B-4

~~CONFIDENTIAL~~

APPENDIX C

AIR FORCE REPORTING REQUIREMENTS (U)

1. (U) Background. Wpns Dir/NW, Kelly AFB, TX acts as the logistic agent for all Air Force units in possession of weapons in charge code 4J, 8J, or in a retired charge.

a. (U) LLC OVERSEAS SHIPMENTS. The normal management and materiel flow of LLC/Gp X Kits between the DOE and Air Force overseas units is shown in Figure C-1.

b. (U) SEV PROCESS-AIR FORCE RESPONSIBILITY CHART. The area of responsibility for each Air Force Logistic Agent, as directed by the CJCS, is shown in Figure C-2. In the event of a loss in communication with an Air Force Logistic Agent, an alternate logistic agent may be assigned by the CJCS as required.

c. (U) ADDITIONAL INFORMATION ADDRESSEES FOR SEV PHASE II COMPLETION AND AFTER ACTION REPORTS:

(1) (U) Messages from NWLL add the following:

HQ USAF WASHINGTON DC//LGMW//
HQ AFMC WRIGHT PATTERSON AFB OH//DRWS//
377ABW KIRTLAND AFB NM//LG//

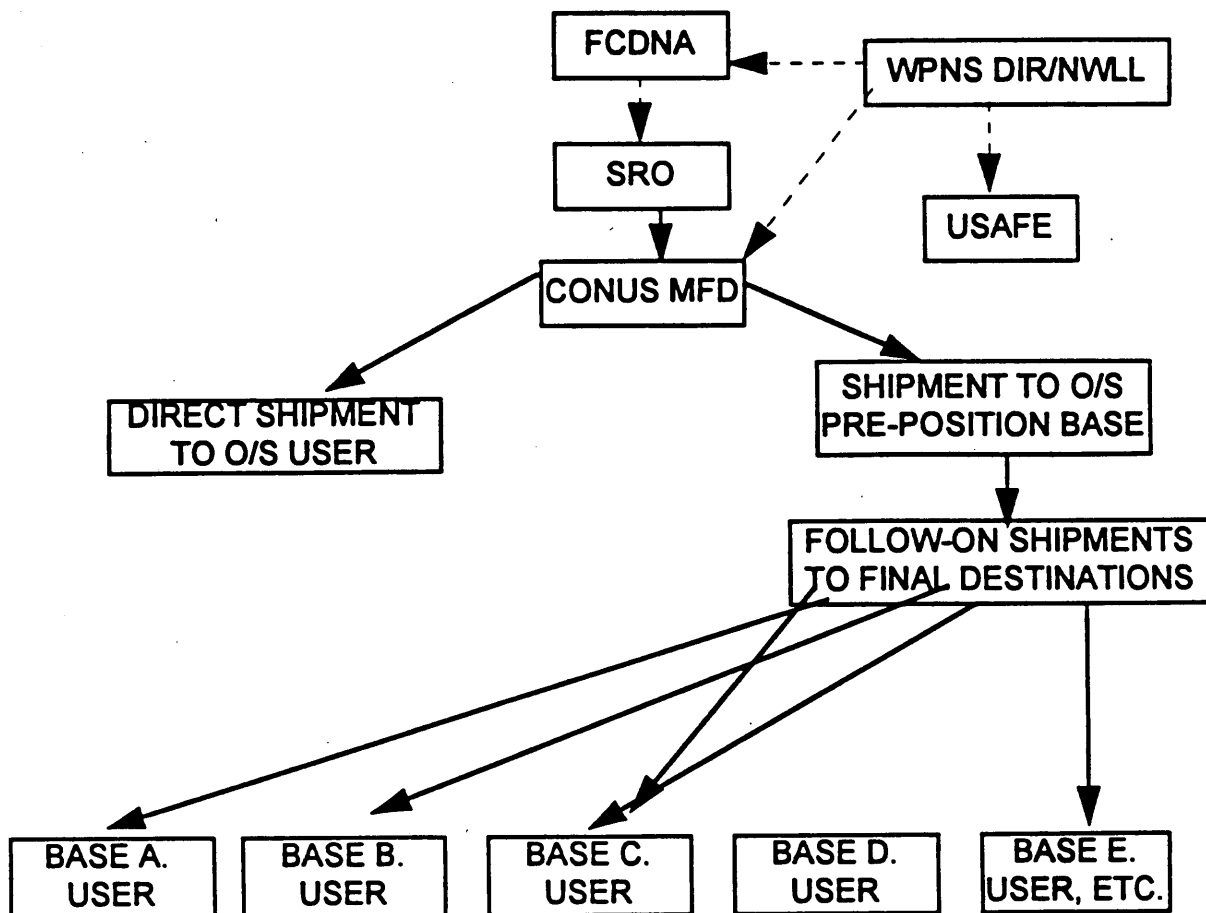
(2) (U) Messages from 896MUNS and 898MUNS add the following:

WPNS DIR KELLY AFB TX//NWLL//
HQ AFMC WRIGHT PATTERSON AFB OH//DRWS//
377ABW KIRTLAND AFB NM//LG//

C-1

Derived From: CG-W-5, Joint DOE-DOD Nuclear Weapon Classification Policy, dated 1 Jan 1984
Reason: 1.5(a)
Declassify On: Material contains Formerly Restricted Data and is excluded from automatic declassification

FORMERLY RESTRICTED DATA
Unauthorized disclosure subject to administrative and criminal sanctions. Handle as Restricted Data in foreign dissemination, Section 144b, Atomic Energy Act, 1954.



LEGEND:
-----> Management
—————> Materiel


NOTES: 1. (U) Pre-position base can also be a user.

2. (U) Returns to CONUS MFD take place in reverse order, directly to CONUS MFD or pre-position and then to CONUS MFD.

3. (U) Overnight storage/intransit locations are not "PRE-POSITION BASES".

(UNCLASSIFIED)

Figure C-1. (U) LLC Overseas Shipments.



(UNCLASSIFIED)

Figure C-2. (U) SEV Process - Air Force Responsibility Chart

CJCSM 3150.04
15 December 1995

(3) (U) Messages from HQ ACC units add the following:

HQ USAF WASHINGTON DC//LGMW//
USSTRATCOM OFFUTT AFB NE//J443//
HQ ACC LANGLEY AFB VA//LGWN//
HQ AFSPC PETERSON AFB CO//LGMW// (See Note.)
8AF BARKSDALE AFB LA//LGMW//


NOTE: (U) HQ AFSPC applies only to ACC units supporting ICBMs, when ICBM weapons are within the scope of the SEV.

(4) (U) Messages from HQ AFSPC units add the following:

HQ USAF WASHINGTON DC//LGMW//
USSTRATCOM OFFUTT AFB NE//J443//
HQ AFSPC PETERSON AFB CO//LGMW//

(5) (U) Messages from HQ USAFE units add the following:

HQ USAF WASHINGTON DC//LGMW//TACP//
USAFE AOS RAMSTEIN AB GE//AOW/TACP//
USCINCEUR VAHINGEN GE//ECJ5-N/ECJB-CCD-W//
APPROPRIATE NUMBERED AIR FORCE (NAF)



3. (U) Unassociated Limited-Life Components. Air Force Operational Storage Sites (OSSs) are authorized up to 7 days to submit WSRs reflecting receipt of unassociated LLCs.

4. (U) Local or Command Exercises. Quantity changes with units or organizations from On Hand to In Hand and from In Hand to On Hand caused by movements in support of local or command exercises will not be reported unless the exercise lasts more than 5 days.

5. (U) Limited-Life Components (LLC) Shipments Overseas. The following procedures will be followed during shipment and receipt of LLCs between CONUS MFDs and overseas locations. Refer to figure C-1.

- a. (U) MFDs receive LLCs from SRO and submit reports reflecting receipt from SRO within 7 days.
- b. (U) MFDs prepare shipping documents and release LLCs for shipments as directed by WPNS DIR KELLY AFB TX//NWLL//. Shipments are made directly to users or to predesignated pre-position points overseas for movement to final user destinations.
- c. (U) MFDs prepare DD 1348-1/DD 1348-1A shipping documents as follows:
- (1) (U) Enter the direct OCONUS user location in the "Ship To" block (block B or block 3, as applicable), or
 - (2) (U) Enter the pre-position location in the "Ship To" block (block B or block 3, as applicable) and also enter the final destination user location in the "Project" or "Mark For" block (block D or 4, as applicable).
 - (3) (U) MFDs will prepare separate DD Forms 1911 for each end user location when shipping to a pre-position base.
- d. (U) MFDs prepare reports as follows:
- (1) (U) Reflect shipment to direct OCONUS user location, as applicable (para 5c(1) above).
 - (2) (U) Reflect shipment to the pre-position location, as applicable (para 5c(2) above).
 - (3) (U) Include the direct OCONUS user location, the pre-position, and the final destination user location on reports, as applicable. This procedure will provide receiving locations with shipper location code information for reporting purposes.
- e. (U) Overseas locations:
- (1) (U) Overseas locations will report receipt of LLCs from the CONUS MFDs or the pre-position bases, as applicable. Refer to the DD 1348-1/DD 1348-1A from the MFDs, "Ship To" block (block B or 3, as applicable) and the "Project" or "Mark For" block (block D or 4, as applicable), to determine if you should report from the pre-position base or

CJCSM 3150.04
15 December 1995

the MFD. For other pertinent information, refer to the Monthly Time Change Item Schedule Message Directives from WPNS DIR KELLY AFB TX//NWLL//, Airlift Mission Directives/Itineraries, and information copies of shipment reports from MFDs.

(2) (U) Bases not reflected on DD 1348 shipping documents will not submit reports unless LLCs remain at their location over 15 calendar days (see Chapter II, para 7i). These locations include intermediate bases that provide temporary storage support for airlift missions en route to final destinations.

(3) (U) Pre-position bases are not required to receipt on accountable records nor prepare new shipping documentation. Use the shipping documentation from the MFDs for shipment to final destination. Ensure report is processed upon shipment to final destination and ensure destination is included on the report.

(4) (U) LLC returns to CONUS MFD:

(a) (U) LLC shipments from overseas locations are directed by monthly forecast messages from WPNS DIR KELLY AFB TX//NWLL//, NOSS II Directives, and supporting airlift missions. Normally, LLCs are centrally pre-positioned to an intermediate overseas base for subsequent movement to CONUS MFD. Units shipping LLCs will report shipment to either the intermediate pre-position base or the CONUS MFD. Units shipping LLCs to the intermediate base will show the intermediate base address in block B or 3 (Ship To) of the DD 1348 and the CONUS MFD in block D of 4 (Project/Mark For) and will include the immediate pre-position and/or the CONUS MFD on their report as applicable.

(b) (U) Intermediate pre-position units receiving LLCs will submit reports immediately (vice 15 days later). You are not required to receipt on accountable records or prepare new shipping documentation. Ensure the report is processed upon shipment to MFD and include the MFD on your report.

f. (U) All intermediate proposition locations will ensure receipt and shipment reports are submitted accordingly (see para 5e(1) thru (4)). Since info copies of reports to final users in remote locations often arrive after the shipments, intermediate pre-position locations will annotate shipping documentation confirming report processing as follows:

*RECEIPT & SHIPMENT REPORTS HAVE BEEN SUBMITTED.
INITIALS _____ (DATE: _____)

NOTE: Enter the above information in the Remarks blocks or the additional Data Block, DD 1348-1 or DD 1348-1a, as applicable.

g. (U) MFD units are authorized up to seven calendar days to submit reports reflecting receipt of LLCs from overseas locations. They will ensure reports reflect the pre-position base (when applicable) as the shipped from location. Use advance report information copies and/or shipping documentation referred to in above paragraphs as applicable.

h. (U) Upon receipt of LLC shipments, all locations will sign and return a copy of the DD 1348 to the previous shipping location. This includes MFDs, intermediate pre-position locations, and final user locations. Expedite the mailing process to eliminate required follow-up actions.

6. (U) General. Providing LLC kits and maintaining a functional data base is an expensive management process. It is imperative that all key players; munitions control, plans and scheduling, and appropriate supply point personnel, take part in formulating a quality team concept in support of these procedures. Contact your logistic agent for assistance.

CONFIDENTIAL

CJCSM 3150.04
15 December 1995

(INTENTIONALLY BLANK)

C-8

CONFIDENTIAL

APPENDIX D

NUCLEAR WEAPON STORAGE LOCATION CODES (U)

1. (U) Classification. This appendix standing alone is classified SECRET, Formerly Restricted Data, because of total compilation of storage locations. When associated with nuclear weapons information, the location code in this appendix does not provide security protection and takes the same classification as the plain-text place, organization name (Chapter I, paragraph 7).
2. (U) This Appendix is UNCLASSIFIED when separated from its Annexes.

D-1

~~SECRET~~

Derived From: CG-W-5, Joint DOE-DOD Nuclear Weapon Classification
Policy, dated 1 Jan 1984
Reason: 1.5(a)
Declassify On: Material contains Formerly Restricted Data and is excluded
from automatic declassification

FORMERLY RESTRICTED DATA
Unauthorized disclosure subject to administrative
and criminal sanctions. Handle as Restricted
Data in foreign dissemination, Section 144b,
Atomic Energy Act, 1954.

SECRET

CJCSM 3150.04
15 December 1995

(INTENTIONALLY BLANK)


D-2

SECRET

SECRET

CJCSM 3150.04
15 December 1995

ANNEX A TO APPENDIX D
LOCATION NAMES IN ALPHABETICAL SEQUENCE (U)



D-A-1


SECRET

Derived From: CG-W-5, Joint DOE-DOD Nuclear Weapon Classification
Policy, dated 1 Jan 1984
Reason: 1.5(a)
Declassify On: Material contains Formerly Restricted Data and is excluded
from automatic declassification

FORMERLY RESTRICTED DATA
Unauthorized disclosure subject to administrative
and criminal sanctions. Handle as Restricted
Data in foreign dissemination, Section 144b,
Atomic Energy Act, 1954.

SECRET

CJCSM 3150.04
15 December 1995




D-A-2

SECRET

SECRET

CJCSM 3150.04
15 December 1995




D-A-3

SECRET

SECRET

CJCSM 3150.04
15 December 1995




D-A-4

SECRET

SECRET

CJCSM 3150.04
15 December 1995



D-A-5

SECRET

CJCSM 3150.04
15 December 1995

SECRET

(INTENTIONALLY BLANK)


D-A-6

SECRET

SECRET

CJCSM 3150.04
15 December 1995

ANNEX B TO APPENDIX D
LOCATION CODES IN ALPHABETICAL SEQUENCE (U)



D-B-1


SECRET

Derived From: CG-W-5, Joint DOE-DOD Nuclear Weapon Classification
Policy, dated 1 Jan 1984
Reason: 1.5(a)
Declassify On: Material contains Formerly Restricted Data and is excluded
from automatic declassification

FORMERLY RESTRICTED DATA
Unauthorized disclosure subject to administrative
and criminal sanctions. Handle as Restricted
Data in foreign dissemination, Section 144b,
Atomic Energy Act, 1954.

SECRET

CJCSM 3150.04
15 December 1995




D-B-2

SECRET

SECRET

CJCSM 3150.04
15 December 1995




D-B-3

SECRET

SECRET

CJCSM 3150.04
15 December 1995




D-B-4

SECRET

SECRET

CJCSM 3150.04
15 December 1995



D-B-5

SECRET

CJCSM 3150.04
15 December 1995

(INTENTIONALLY BLANK)


D-B-6

~~SECRET~~

~~SECRET~~

CJCSM 3150.04
15 December 1995

ANNEX C TO APPENDIX D
RUIC CODES IN SEQUENCE (U)



D-C-1


~~SECRET~~

Derived From: CG-W-5, Joint DOE-DOD Nuclear Weapon Classification
Policy, dated 1 Jan 1984
Reason: 1.5(a)
Declassify On: Material contains Formerly Restricted Data and is excluded
from automatic declassification

FORMERLY RESTRICTED DATA
Unauthorized disclosure subject to administrative
and criminal sanctions. Handle as Restricted
Data in foreign dissemination, Section 144b,
Atomic Energy Act, 1954.

SECRET

CJCSM 3150.04
15 December 1995




D-C-2

SECRET

SECRET

CJCSM 3150.04
15 December 1995




D-C-3

SECRET

SECRET

CJCSM 3150.04
15 December 1995



D-C-4

SECRET

SECRET

CJCSM 3150.04
15 December 1995



D-C-5

SECRET

~~SECRET~~

CJCSM 3150.04
15 December 1995

(INTENTIONALLY BLANK)

D-C-6

~~SECRET~~

APPENDIX E

COUNTRY AND STATE LISTING IN ALPHABETICAL SEQUENCE

This listing neither confirms nor denies that nuclear weapons are stored within any given area. Confirmation of nuclear storage within a specific foreign country listed in this appendix is classified **SECRET**, Formerly Restricted Data. Confirmation of nuclear storage within a given state is classified **CONFIDENTIAL** Formerly Restricted Data. These line numbers are used only for the convenience of automated data processing.

<u>STATE</u>	<u>LINE NUMBER</u>
Alabama	646
Alaska	196
Arizona	809
Arkansas	376
California	782
Colorado	498
Connecticut	016
Delaware	922
Florida	103
Georgia	533
Hawaii	936
Idaho	445
Illinois	488

UNCLASSIFIED

CJCSM 3150.04
15 December 1995

<u>STATE</u>	<u>LINE NUMBER</u>
Indiana	267
Iowa	916
Kansas	308
Kentucky	885
Louisiana	146
Maine	513
Maryland	691
Massachusetts	168
Michigan	306
Minnesota	005
Mississippi	256
Missouri	420
Montana	651
Nebraska	849
Nevada	027
New Hampshire	048
New Jersey	940
New Mexico	126
New York	475


UNCLASSIFIED

CJCSM 3150.04
15 December 1995

<u>STATE</u>	<u>LINE NUMBER</u>
North Carolina	354
North Dakota	708
Ohio	317
Oklahoma	385
Oregon	931
Pennsylvania	038
Rhode Island	834
South Carolina	358
South Dakota	477
Tennessee	032
Texas	416
Utah	948
Vermont	774
Virginia	857
Washington	413
West Virginia	072
Wisconsin	542
Wyoming	999

UNCLASSIFIED

CJCSM 3150.04
15 December 1995



E-4


UNCLASSIFIED

UNCLASSIFIED

CJCSM 3150.04
15 December 1995

APPENDIX F

COUNTRY AND STATE LISTING IN LINE-NUMBER SEQUENCE



F-1

UNCLASSIFIED


UNCLASSIFIED

CJCSM 3150.04
15 December 1995

LINE NUMBER

STATE

COUNTRY



F-2

UNCLASSIFIED


UNCLASSIFIED

CJCSM 3150.04
15 December 1995

LINE NUMBER

STATE

COUNTRY



F-3

UNCLASSIFIED


UNCLASSIFIED

CJCSM 3150.04
15 December 1995

LINE NUMBER

STATE

COUNTRY



UNCLASSIFIED

CJCSM 3150.04
15 December 1995

APPENDIX G

REFERENCES

- a. DOD Manual 8910.01M, November 1986, "DOD Procedures for Management of Information Requirements"
- b. DOE-DNA TP 100-1, 1 November 1989, "Supply Management of Nuclear Weapons Materiel"
- c. DOD Directive S-5210.81, 18 June 1991, is the directive that delegates the authority to the Chairman to prescribe the procedures for reporting nuclear weapon information
- d. DOD Regulation 5200.1R, June 1986, "Information Security Program Regulation"
- e. TM 39-0-1A, 15 September 1995, "Numerical Index to Joint Nuclear Weapons Publication (Army Supplement)"
- f. JANAP 128 Series, July 1993, "Automatic Digital Network (AUTODIN) Operating Procedures"
- g. ACP 121, June 1981, "Communications Instructions General"
- h. ACP 127, May 1984, "Communications Instructions for Tape Relay"
- i. CJCSI 3150.03, 1 December 1993, "Joint Reporting Structure Event and Incident Reports"
- j. MCM-179-91, 22 October 1991, "CJCS Recovery Plan"
- k. DOE-DNA TP 4-10 Series, 30 October 1990, "DOE-DOD Nomenclature Systems for DOE-Produced Nuclear Weapons Material"
- l. Joint Pub 1-02, 23 March 1994, "Department of Defense Dictionary of Military and Association Terms"
- m. DOE-DNA TP 100-4, Section 2, 1 December 1993, "Custody, Accountability, and Control of Nuclear Weapons and Nuclear Material"

G-1

UNCLASSIFIED

UNCLASSIFIED

CJCSM 3150.04
15 December 1995

(INTENTIONALLY BLANK)

G-2

UNCLASSIFIED

GLOSSARY

PART I—ABBREVIATIONS AND ACRONYMS

ACC	Air Combat Command
ADP	automated data processing
AFB	air force base
AFSPC	Air Force Space Command
AK	adaption kit
AMC	Army Materiel Command
AMPN	amplification set
ANWSS	Army nuclear weapon storage sites
AOR	Area of Responsibility
AUTODIN	Automatic Digital Network
CC	command and control
CHOP	Navy Bulk Charge Code Change
CINC	commander of a unified or specified command
CINCLANTFLT	Commander in Chief, Atlantic Fleet
CINCPACFLT	Commander in Chief, Pacific Fleet

UNCLASSIFIED

CJCSM 3150.04
15 December 1995

CINCSTRAT	Commander in Chief, Strategic Command
CINCUSNAVEUR	Commander in Chief, United States Navy, Europe
CJCS	Chiaman of the Joint Chiefs of Staff
CO	commanding officer
COMP	component transactions
COMPEX	component exchange
DCS	Defense Communication System
DEFCON	Defense Condition
DNA	Defense Nuclear Agency
DOE	Department of Energy
DOE/OMA	Department of Energy, Office of Military Application
DOD	Department of Defense
DTG	Date-Time Group
EFDT	effective date
EMERG	emergency
FCDNA	Field Command, Defense Nuclear Agency

GL-2

UNCLASSIFIED

UNCLASSIFIED

CJCSM 3150.04
15 December 1995

GLCM	ground-launched cruise missile
HQ	headquarters
IAW	in accordance with
ICBM	intercontinental ballistic missile
ICL	inventory control location
IH	in hand
IRC	inspection record card
JANAP	Joint Army, Navy, Air Force Publications
JDTG	Julian date-time group
JS	Joint Staff
LLC	limited life component
LMF	language media format
LOC	Location Identification Information Change
LUIC	Location Unit Identification Code
MASO	maintenance supply officer
MK	mark

GL-3

UNCLASSIFIED

UNCLASSIFIED

CJCSM 3150.04
15 December 1995

MSGID	message identification
MSSDI	Military Service Special Design Item
MTO	Materiel Transfer Order
NARR	narrative
NCA	National Command Authorities
NMCC	National Military Command Center
NUCWA	Nuclear Weapons Accounting
NULOC	Reporting Unit, Chop, and Special Information
NUREP	Nuclear Weapon Reports
OH	on hand
OIC	officer-in-charge
OUSIC	Operational Unit Identification Code
PAL	permissive action link
QA	quality assurance
R	red (nonoperational)

GL-4

UNCLASSIFIED

UNCLASSIFIED

CJCSM 3150.04
15 December 1995

RUIC	Reporting Unit Identification Code
RMKS	remarks
RCV	received
REF	reference
RSO	Reconnaissance and SIOP Officer
SETID	Set Identification
SEV	Stockpile Emergency Verification
SHP	ship
SIC	subject indicator code
SIR	Semiannual Inventory Report
UIC	Unit Identification Code
USAFE	United States Air Force in Europe
WIN	WWMCCS Intercomputer Network
WPN	weapon
WR	war reserve
WSR	Weapon Status Report
WWMCCS	Worldwide Military Command and Control System

GL-5

UNCLASSIFIED

UNCLASSIFIED

CJCSM 3150.04
15 December 1995

(INTENTIONALLY BLANK)

GL-6

UNCLASSIFIED

PART II—TERMS AND DEFINITIONS

accepted.* Weapons held by DOE and ready for delivery to DOD.

active stockpile. Warheads maintained in an operational status to support operational and logistical requirements.

adaption kit.* An adaption kit consists of those components required to adapt a nuclear warhead to a weapon. Normally, these include the arming, safing, and fuzing systems; necessary power supplies, hardware, support structures; and, in some cases, the warhead compartment to permit proper mating and operation of a nuclear warhead. A warhead and its adaption kit may include either a warhead installation or a warhead section. The power supply is normally a part of the adaption kit, but may be a part of the warhead proper or the weapon. Adaption kit components may be grouped into a complement, radars (if required), and power supply (if required). The adaption kit is a Military Service Special Design Item.

allocation (nuclear). The apportionment of specific numbers and types of nuclear weapons to a commander for a stated time period as a planning factor for use in the development of war plans. (Additional authority is required for the actual deployment of allocated weapons to locations desired by the commander to support his war plans. Expenditures of these weapons are not authorized until released by proper authority.) (Reference 1)

augmentation. Warheads retained in the inactive stockpile for reactivation to increase the operational capability of the active stockpile, if required by national security considerations.

automatic data processing. Data processing largely performed by automatic means. (Reference 1)

* This term and definition are applicable only in the context of this manual and cannot be referenced outside of this manual.

UNCLASSIFIED

CJCSM 3150.04
15 December 1995

Automatic Digital Network.* A DOD electronic communications transmission network with various input and output modes (punched cards, paper tape, magnetic tape, and teletype messages).

basic assembly.* A nuclear weapon that requires the addition of one or more components before it can be used as a bomb or warhead; i.e., aerodynamic surfaces, shock mitigating components, retarding components, and some firing and fuzing components.

bomb.* A stockpile storage configuration of an aircraft-delivered, freefall, or retarded-fall nuclear weapon. Major components and nuclear components integrally contained in the basic assembly, as stockpiled, are considered to be a part of the bomb. A bomb is a major assembly designated by a major assembly abbreviation, mark program number, yield number, and modification number, and stockpiled as a complete entity of one or more packages.

CJCS reserve. Warheads in excess of CINC requirements designated by the Chairman of the Joint Chiefs of Staff for retention, in varying configurations, to meet potential contingencies.

component commander.* A component commander is a designated Service commander (Army, Navy, Air Force, Marine Corps) who commands a Service component or a unified command.

configuration.* A particular status of assembly of nuclear and nonnuclear components into weapons suitable for a particular condition of storage or readiness.

deployed nuclear weapons. Those nuclear weapons specifically authorized by the Chairman of the Joint Chiefs of Staff to be transferred to the custody of the storage facilities, carrying, or delivery units of the armed forces. (Reference 1)

DOD custody uncharged weapons.* Weapons in DOD custody but not charged to a CINC allocation. These weapons are stored at an operational storage site or service storage facility.

DOD Nuclear Weapons Stockpile.* All nuclear basic assemblies, bombs, and warheads in DOD custody.

GL-8

UNCLASSIFIED

DOE Special Design Items.* End-items, assemblies, components, and parts (including testing and handling equipment) designed or manufactured, or design-controlled, by DOE for use specifically in the nuclear ordnance field. These items are available only from DOE through DNA and may be categorized as "war reserve quality," "training quality," or "single quality." They may be security classified or nonsecurity classified and are not necessarily commodity classified in federal supply group ll.

employment (utilization or operational).* The final application of a weapon by a military unit that delivers the weapon to a target.

fuze.* A union of one or more subassemblies or major components that, when combined with other major assemblies as required (such as bomb, power supply, etc.), is capable, either by itself or in conjunction with a firing set, of controlling the electrical or mechanical arming and firing of a weapon. (When stockpiled as a complete entity of one or more packages, it is a major assembly designated by the major assembly abbreviation, mark program number, and modification number.)

hold order.* A hold order is a Sandia Laboratories-prepared, DOE-ALO-approved, recommendation to prohibit operational use of specified major assemblies, or test (T)-or handling (H)-designated ancillary equipment when a high probability of malfunction or physical hazard is involved in the use of materiel. If such materiel can be used under certain conditions, no hold order will be issued. Instead, the Major Assembly Release will be revised to include the information under exceptions and limitations.

inactive stockpile.* Warheads retained in a non-operational status for augmentation or replacement of warheads in the active stockpile.

Limited-Life Component.* A weapon component that deteriorates in some respect over time and must be replaced periodically during weapon stockpile life. Principal classes of limited life components are reservoirs and neutron generators.

UNCLASSIFIED

CJCSM 3150.04
15 December 1995

logistics agents.* For reporting under the requirements set forth in this manual, this term specifically applies to the Director, Armament and Chemical Acquisitions and Logistics Activity (ACALA), for the Army; the Commander in Chief, Atlantic Fleet, for Navy East (CINCLANTFLT/CINCUSNAVEUR); the Commander in Chief, Pacific Fleet, for Navy West (CINCPACFLT); the Nuclear Weapons Directorate (NWD), Air Combat Command (ACC), Air Force Space Command (AFSPC), United States Air Force in Europe (USAFE), for the Air Force.

Materiel Transfer Order.* A communication issued by Field Command, DNA, as the authority for transfer of custody of weapons and components between DOE and a designated DOD command or from one designated command to another. Transfer of custody between subordinate commands under the control of a single CINC does not require an MTO. (Refer to reference m.)

Military Service Special Design Items.* End-items, assemblies, components, and parts (including testing and handling equipment) designed or manufactured, or design-controlled, by a Military Service for use specifically in the nuclear ordnance field. The items or the data for the items are available only from the design-controlling military activity; they may be categorized as "war reserve quality," "training quality," or "single quality." They may be security classified or nonsecurity classified and are not necessarily commodity classified in Federal Supply Group II.

nonoperational.* A reportable item that is either defective to the extent that the assembly is rendered unsuitable for employment, is subject to a hold order that prohibits all operational use until a specified defect is remedied, or that contains any major component (including, but not limited to an LLC) that has exceeded its expiration date. Also referred to as red status code.

non-US NATO nuclear weapons.* Nuclear weapons in the custody of US Army, Navy, or Air Force units, designated for the support of a non-US NATO operational unit.

Nuclear Ordnance Items.* All items used on or with nuclear weapons that must be specifically controlled because of design, security, or quality control requirements.

GL-10

UNCLASSIFIED

nuclear weapon. A complete assembly (i.e., implosion type, gun type, or thermonuclear type), in its intended ultimate configuration which, upon completion of the prescribed arming, fuzing and firing sequence, is capable of producing the intended nuclear reaction and release of energy. (Reference 1)

operational.* The status of a weapon system when ready to discharge its prime function.

Operational Unit Identification Code.* The six-character unit identification code assigned to an operational unit by the unit identification system under the Status of Resources and Training Systems (SORTS).

operational unit.* An organization that has the capability to employ nuclear weapons.

peacetime.* For the purpose of this manual, peacetime denotes DEFCONs 5 or 4.

QART replacement. Warheads retained in the inactive stockpile to replace active stockpile warheads withdrawn for the QART program.

Quality Assurance Reliability Testing (QART). Part of a joint DOD-DOE stockpile evaluation program. It consists of non-nuclear laboratory and flight tests and nuclear component evaluations essential in detecting problems in components that affect assessments for warhead safety validation and quantified reliability estimates.

reliability replacement. Warheads retained in the inactive stockpile that provide the assets to replace active stockpile warheads should reliability or safety problems develop.

recovery and reconstitution weapons.* Nuclear weapons allocated to combatant commands normally stored at other than primary operating bases for use in recovery and reconstitution plans.

red.* A code used to indicate a nonoperational weapon status (see nonoperational).

UNCLASSIFIED

CJCSM 3150.04
15 December 1995

reportable change.* Any transaction applicable to any reportable item. For example, receipt, shipment, completion of an alteration, change in configuration, and change in the allocation, suballocation, or deployment charges. A receipt of an MTO that directs changes in the allocations charges to and from the CJCS Reserve and DOD Custody Uncharged is also a reportable change.

reportable item.* Items for which codes are provided in this manual.

reporting unit.* An organization or location name that has a location code assigned in manual. Units submit NUREP reports for weapons in storage, as well as for weapons held by supported, custodial, or operational units.

Reporting Unit Identification Unit Code.* The six-character unit identification code assigned to a reporting unit under the unit identification system.

shape component.* A major assembly that, when mated to a basic assembly or a warhead, determines the bomb configuration.

Stockpile Emergency Verification.* The process used to confirm promptly that all (or specified portions) of the DOD nuclear stockpile weapons are in DOD custody.

suballocation.* The apportionment by a CINC of allocated nuclear weapons to a component commander.

unaccepted.* Any weapon received by DOE and awaiting retrofit alteration SFT, SLT, or maintenance.

unassociated.* In this manual, used to identify reportable items that are not assembled into a reportable higher assembly of components.

warhead.* A major assembly or basic assembly, designated by a major assembly abbreviation, mark program number, yield number, and modification number, that normally consists of a high-explosive system, nuclear system, electrical circuitry, and mounting hardware. It is designed to be used in missiles, rockets, bombs, torpedoes, projectiles, atomic demolition charges, and similar delivery systems. Its configuration depends upon the design, methods of manufacture, storage requirements, and intended utilization.

warhead section.* For the Navy and the Air Force, a completely assembled installation consisting of a warhead, an ablative sleeve (in certain methods of manufacture, on a warhead mounting frame that might include a nose cone), a flared section, an adaption kit, arming and fuzing devices, and other related components. For certain applications, the warhead section is a component part of a reentry vehicle.

wartime.* In this manual, "wartime" refers to a CJCS declaration of DEFCON 3, 2, or 1, or a NATO condition military vigilance, simple or reinforced alert.

Weapon Custody List.* An extract from the Stockpile Data Base showing a custodial unit's nuclear assets by serial number.

weapon status.* Two categories of weapon status are used in this manual: red (or nonoperational) and yellow (or operational).

weapons system. A weapon and those components required for its operation. (The term is not precise unless specific parameters are established.) (Reference 1)

yellow.* A code used to indicate an operational status of a weapon (see operational).

UNCLASSIFIED

CJCSM 3150.04
15 December 1995

(INTENTIONALLY BLANK)

GL-14

UNCLASSIFIED